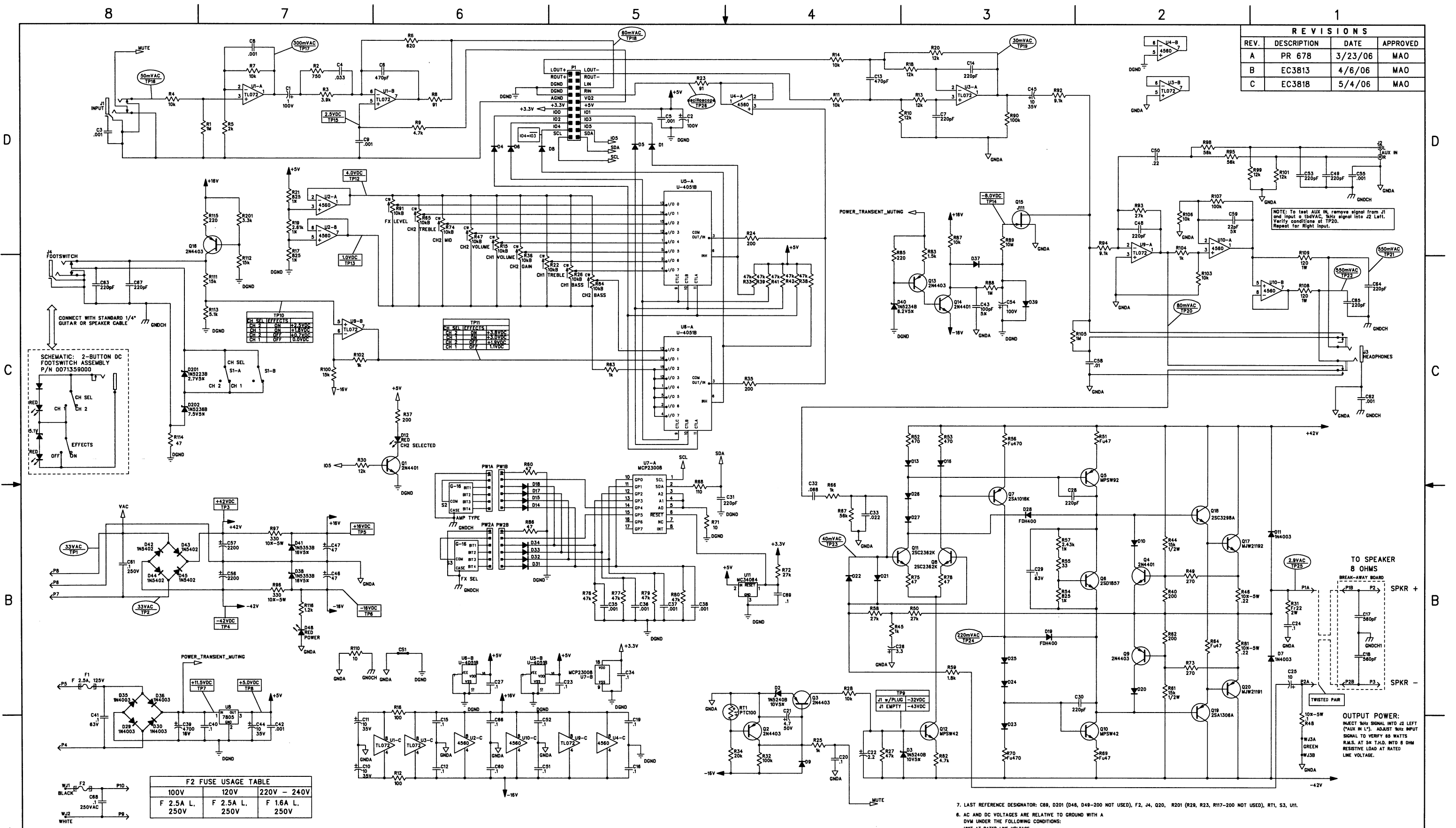
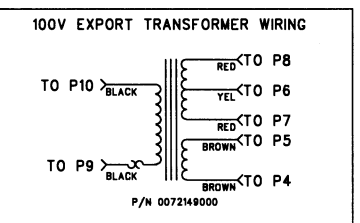
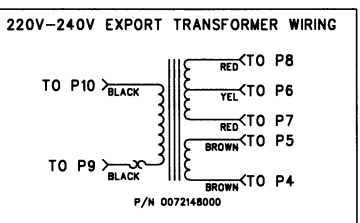
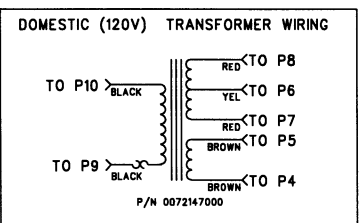
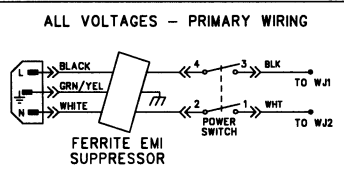



REVISIONS			
REV.	DESCRIPTION	DATE	APPROVED
A	PR 678	3/23/06	MAO
B	EC3813	4/6/06	MAO
C	EC3818	5/4/06	MAO



100V	120V	220V - 240V
F 2.5A L. 250V	F 2.5A L. 250V	F 1.6A L. 250V

ALL FASTONS ARE 0.250" EXCEPT P105 WHICH IS 0.187"



7. LAST REFERENCE DESIGNATOR: C69, D201 (D48, D49-200 NOT USED), F2, J4, Q20, R201 (R28, R23, R17-200 NOT USED), RT1, S3, U1.

8. AC AND DC VOLTAGES ARE RELATIVE TO GROUND WITH A DVM UNDER THE FOLLOWING CONDITIONS:
 UNIT: AT RATED LINE VOLTAGE
 8 OHM RESISTIVE LOAD CONNECTED TO P1A/P2A
 FOOTSWITCH CONNECTED
 CH SEL SWITCH OUT (RED LED OFF)
 FX LEVEL CONTROL AT FULL CCW, VOLUME CONTROL AT "3"
 ALL OTHER CONTROLS AT "5 1/2"
 JACK INSERTED AT J1
 NO INPUT SIGNAL (TP1-TP15, TP28)
 ADDITIONAL CONDITIONS (TP1-TP15, TP28):
 50mV 1kHz SINEWAVE INPUT TO J1

9. THIS SCHEMATIC IS FOR PCB FABRICATION P/N 0069451000 AND PCB ASSEMBLY P/N 0069452000.
 4. ALL DIODES ARE 1N4448.
 3. ALL POLARIZED CAPACITORS IN UF, 20K; 50V MINIMUM.
 2. ALL UNPOLARIZED CAPACITORS IN UF, 10K OR BETTER; 50V MINIMUM. (POWER SUPPLY BYPASS CAPACITORS ARE 20K).
 1. ALL RESISTORS IN OHMS, 5K; 1/4W.

NOTES: (UNLESS OTHERWISE NOTED)

THIS DOCUMENT CONTAINS INFORMATION OF A PROPRIETARY NATURE TO FENDER MUSICAL INSTRUMENTS AND IS SUBMITTED TO YOU IN CONFIDENCE AND SHALL NOT BE DISCLOSED OR TRANSMITTED TO OTHERS WITHOUT AUTHORIZATION FROM FENDER MUSICAL INSTRUMENTS.

Fender MUSICAL INSTRUMENTS
Corona, CA USA

CHECKED BY: *[Signature]*
DATE: *[Date]*

APPROVED BY: *[Signature]*
DATE: *[Date]*

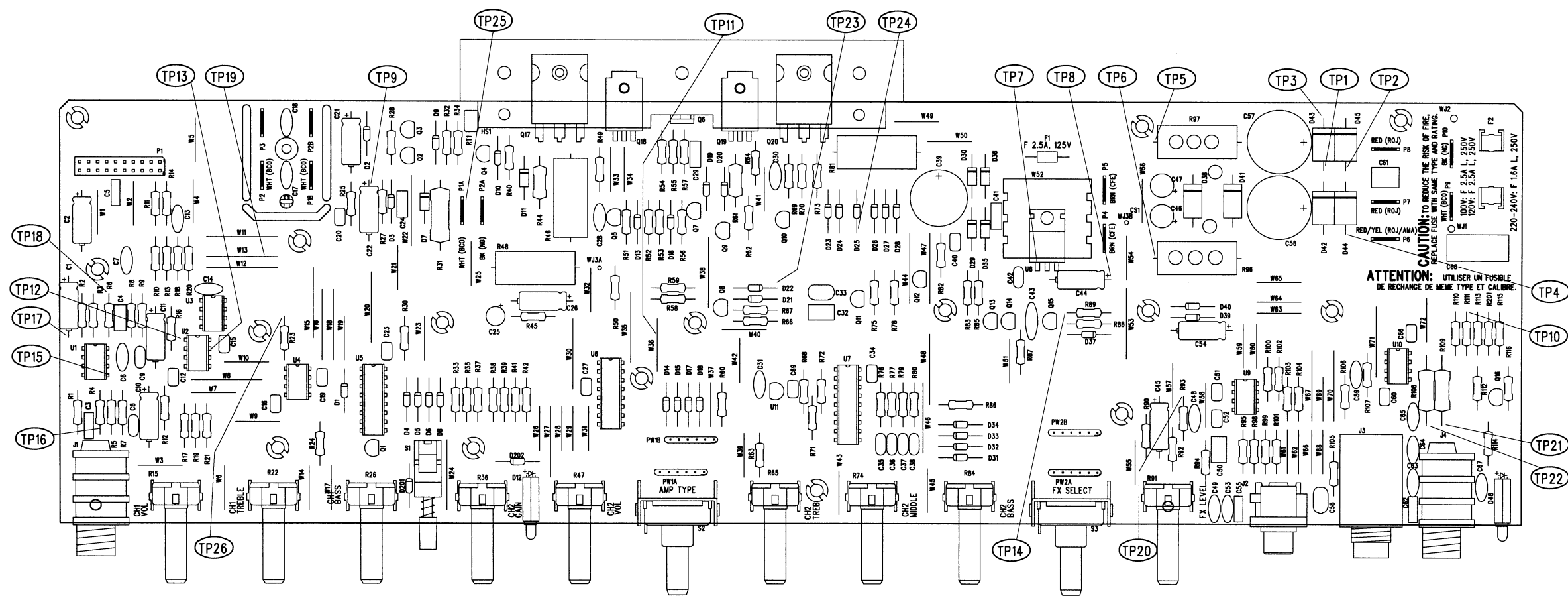
DRAWN: M. ONEY ENGR: M. ONEY
DATABASE FILE: Z678S.SCH

TITLE: SERVICE DIAGRAM, COMBINED (schematic)
FM65 DSP

SIZE: D DRAWING NUMBER: 0069453000
RELEASE DATE: 3/23/06 SHEET: 1 OF 2

8 7 6 5 4 3 2 1

REVISIONS			
REV.	DESCRIPTION	DATE	APPROVED
A	PR 678	23-MAR-06	M A O
B	EC3813	6-APR-06	M A O
C	EC3818	4-MAY-06	M A O



CAUTION: TO REDUCE THE RISK OF FIRE, REPLACE FUSES WITH SAME TYPE AND RATING.
 ATTENTION: UTILISER UN FUSIBLE DE REMPLACEMENT DE MEME TYPE ET CALIBRE.

FILM/DWG: SERVICE DIAGRAM
 DATABASE: Z678P.PCB DATE: 4-MAY-06

THIS DOCUMENT CONTAINS INFORMATION OF A PROPRIETARY NATURE TO FENDER MUSICAL INSTRUMENTS AND IS SUBMITTED TO YOU IN CONFIDENCE AND SHALL NOT BE DISCLOSED OR TRANSMITTED TO OTHERS WITHOUT AUTHORIZATION FROM FENDER MUSICAL INSTRUMENTS.

CHECKED BY: *[Signature]*
 DATE: 11/14/06
 APPROVED BY: *[Signature]*
 DATE: 11/14/06
 DRAWN: P.K. CORBIN ENGR: M. ONEY
 DATABASE FILE: Z678P.PCB

Fender MUSICAL INSTRUMENTS
 Corona, CA U.S.A.

TITLE: SERVICE DIAGRAM, COMBINED (PCB assy)
 FM 65 DSP AMPLIFIER

SIZE C	DRAWING NUMBER 0069453000	REV. C
RELEASE DATE: 23-MAR-06		SHEET 2 OF 2

NOTES: (UNLESS OTHERWISE NOTED)

8 7 6 5 4 3 2 1