

input pin for external current limit adjustment, remote ON/OFF, and synchronization. A connection to SOURCE pin disables all functions on this pin.

**MULTI-FUNCTION (M) Pin: (P or G package only)**

This pin combines the functions of the LINE-SENSE (L) and EXTERNAL CURRENT LIMIT (X) pins of the Y package into one pin. Input pin for OV, UV, line feed forward with  $DC_{MAX}$  reduction, external current limit adjustment, remote ON/OFF and synchronization. A connection to SOURCE pin disables all functions on this pin and makes *TOPSwitch-GX* operate in simple three terminal mode (like *TOPSwitch-II*).

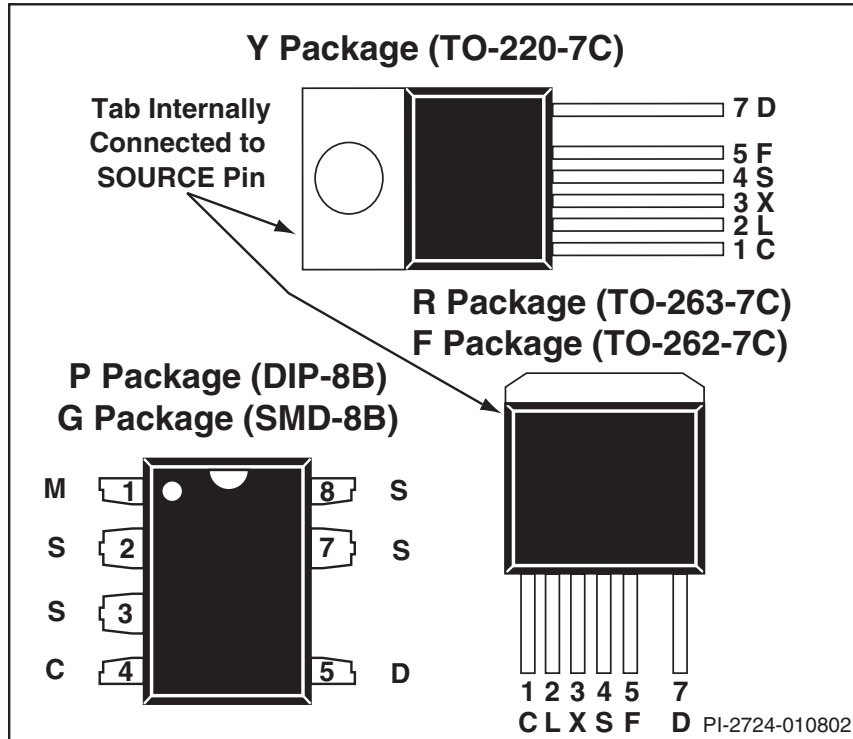


Figure 3. Pin Configuration (top view).



Figure 4. Y/R/F Pkg Line Sense and Externally Set Current Limit.

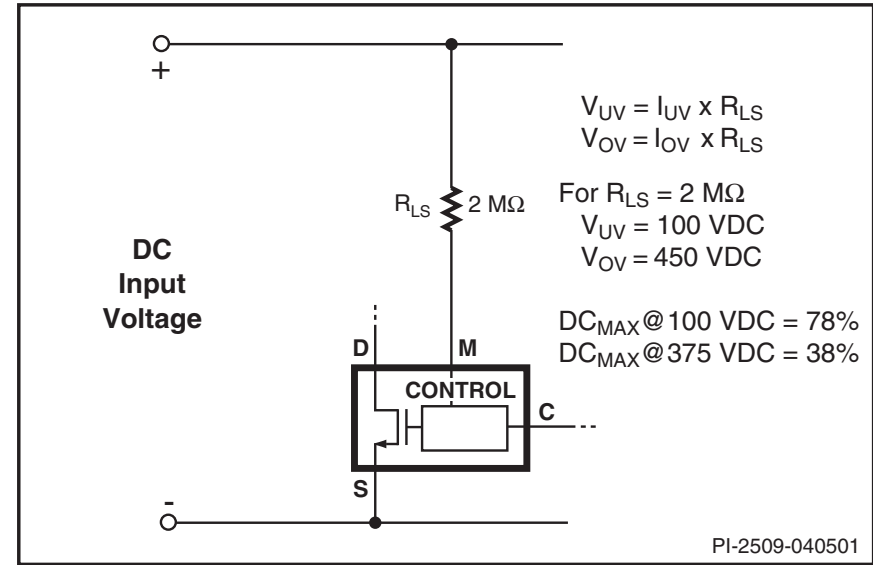


Figure 5. P/G Package Line Sense.

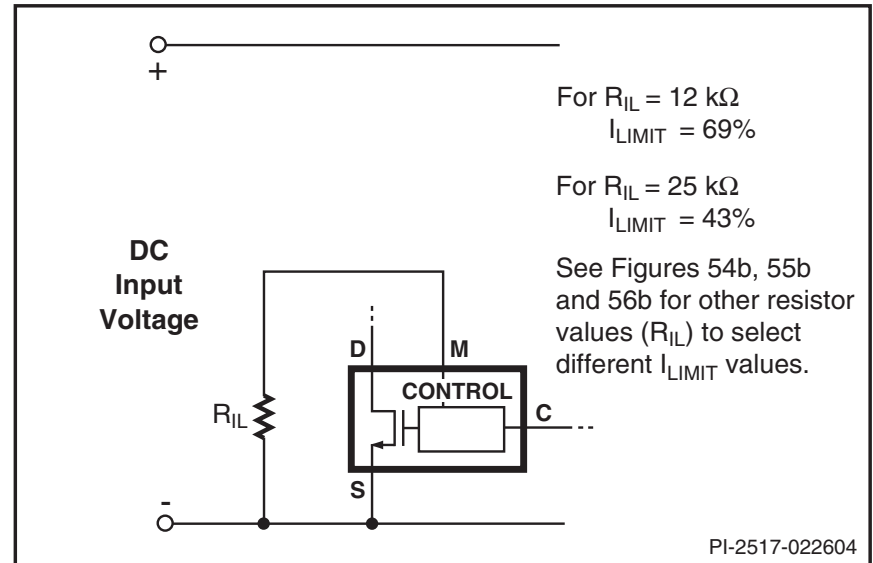


Figure 6. P/G Package Externally Set Current Limit.

