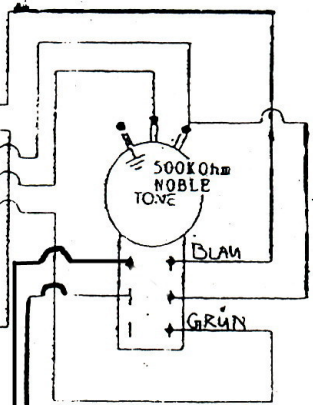
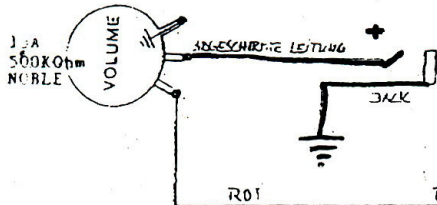
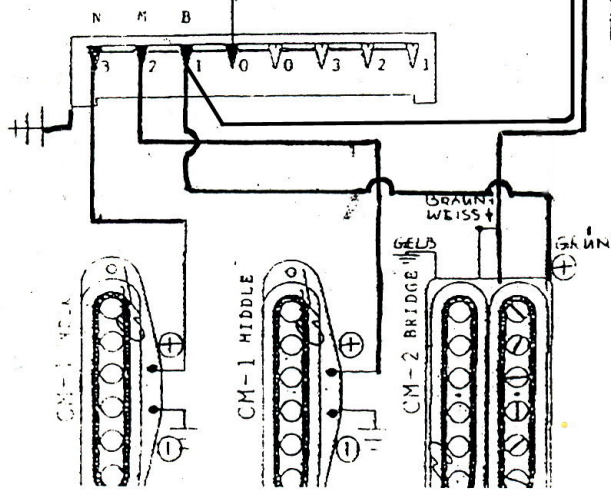


Clavin
 SONOR 5 Pin 2 Phase



LINE

STARSTAIR SH
 FONTAINE SH



This is the corrected schematic of the CBM-1 for Guitars like the Hohner Custom Professional and others.

It is splitting the Humbucker in the right way (IN-phase) and the tone pot is shifting the resonance frequency from the Mids to the Highs. It also affecting the stacked Singlecoils to the higher resonance frequency of real singlecoils.

Corrections drawn by R. J. Hildebrand
 11.2015