

CONCERT P.A.
Amplifier Parts List

INTERGRATED CIRCUITS

IC104,101 U6A7739393 22-5000

DIODES, TRANSISTORS

Q101,202 2N3055 Beta 60-70 22-3055-1
 Q1,2,3,4,5 2N3055 Matched outputs 22-3055-2
 Q202 BC107B 22-0107
 Q203 BC141C 22-0141
 CR201,202 15 Volt zener 22-0150

RECTIFIERS

CR1 1R50FBL 19-0005
 CR101,201 1R18DB8A 19-0008

FILTER CAPACITORS

C2,3,211 1000mfd/50 Volt cap 10-2580
 C4 3450mfd/75 Volt cap 10-3091
 C172,173 250mfd/25 Volt cap 10-1025

TRANSFORMERS

T-1 Power transformer 28-2601
 T-2 3-4DT driver transformer 28-4300
 T-3 Reverb transformer 28-5000

CIRCUIT BREAKER

Circuit breaker 3 amp 52-0450

SWITCHES

SW1,2,3,4,5,6 Reverb and power 24-0085
 SW7 Polarity 24-0086

CONTROLS

R1,5 100K audio 23-1266
 R107,109,119,121
 132,134,147,150
 164,160,170 25K reverb log tone 23-1249
 R180 25K log master 23-1219

CONTROL KNOBS

Standard numbered knobs 59-5529

JACKS

J1,2,3,4,5 No.12A shorting 67-0012
 J6,7,8,9,12,13 Open circuit standard 67-0011
 J10 In line #13E 67-0014

R174	1k $\frac{1}{2}$ watt 5% carbon film resistor	12-2102
R161,151,136,122		
110	470 ohm $\frac{1}{2}$ watt 5% carbon film resistor	12-1472
R186	220 ohm $\frac{1}{2}$ watt 5% carbon film resistor	12-1222
R162,163,149,148		
131,135,120,108		
106,120,118	5.6K $\frac{1}{2}$ watt 5% carbon film resistor	12-2562
R185	330 ohm 1 watt 10% carbon comp resistor	13-1331
R179	100 ohm 2 watt 10% carbon comp resistor	14-1101
R107,109,119,121		
132,134,147,150		
164,160	25K reverse log potentiometer	23-1252
R170,180	25K audio potentiometer	23-1220
C101,112,120,127		
139,157,165,144		
154,109,150	.1uf 100 Volt Mylar capacitor	10-3521
C102,113,124,138		
149,106,116,130		
142,152	.22uf 100 Volt Mylar capacitor	10-3526
C104,115,126,125		
136,103,114,137		
148,147,160,161	1.6uf 25 Volt Elect capacitor	10-1005
C108,119,128,123		
117,129,131,118		
105,107,140,155		
141,151,143,153	.01uf 100 Volt Mylar capacitor	10-3504
C111,122,133,134		
145	.068uf 100 Volt Mylar capacitor	10-3510
C110,121,132,135		
146,158,169,162	.022uf 100 Volt Mylar capacitor	10-3506
C159	200pf 1000 Volt Disc capacitor	10-9518
C156	.001uf 600 Volt Mylar capacitor	10-8510
C168	.0047uf 1000 Volt Disc capacitor	10-9554
C167	.047uf 100 Volt Mylar capacitor	10-3508
C163,164,166	10uf 25 Volt Elect capacitor	10-1010
C171	1000uf 50 Volt Elect capacitor	10-2580
C170	330uf 63 Volt Elect capacitor	10-2550
C172,173	250uf 25 Volt Elect capacitor	10-1025
CR101,102	diode 15 Volt zener	22-0150
CR103	Bridge rectifier	19-0002
Q101	2N3055 transistor	22-3055
IC101,102,103,104	14 pin op amp	22-5000

R217	22 ohm 5 watt 10% wire wound resistor	15-0221
R207,222,220,211	330 ohm 5 watt 5% wire wound resistor	15-1332
R215,216,218,219	.27 ohm 10 watt 10% wire wound resistor	17-0002
R225	33 ohm 10 watt 10% wire wound resistor	17-0331
C207	.22uf 100 Volt Mylar capacitor	10-3526
C205,206	.047uf 100 Volt Mylar capacitor	10-3508
C201	.47uf 100 Volt Mylar capacitor	10-3550
C203	.0015uf 1000 Volt Disc capacitor	10-9550
C202	250uf 25 Volt Elect capacitor	10-1025
C204	1000uf 50 Volt Elect capacitor	10-2580
CR201	Bridge rectifier	19-0002
Q201	2N3055 transistor	22-3055
Q202	BC107B transistor	22-0107
Q203	BC141C transistor	22-0141

REVERB SPRING TRAY

Gibbs "C" 29-0005

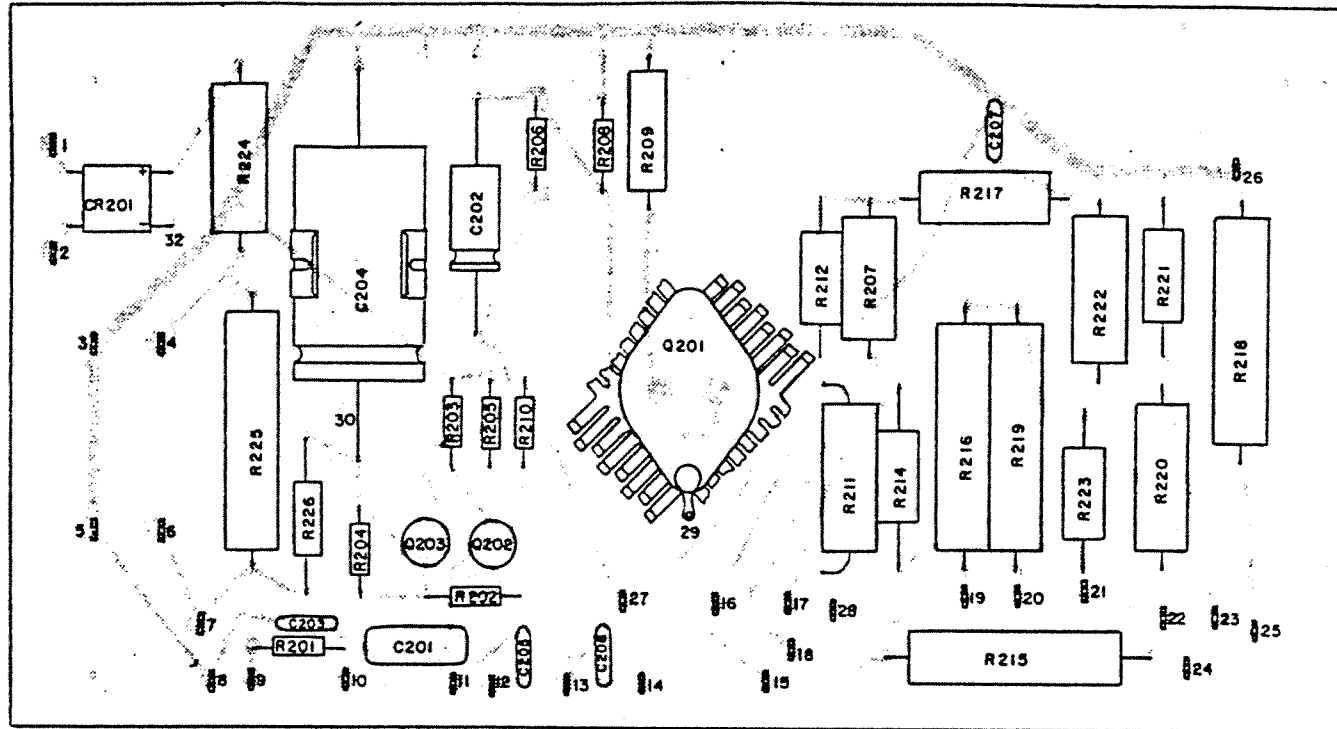
CABINET COMPONENTS

Metal front corner - 3 hole	62-0805
Metal back corner - 2 hole	62-8053
Handle assembly	71-0007
Metal feed thru washers	43-0061
Plastiglide feet	58-1089
SUNN name plate	73-0090

Speaker Hook up
Series / Parrallel

Concert P.A.

POWER AMP
32-0020



PIN NO.

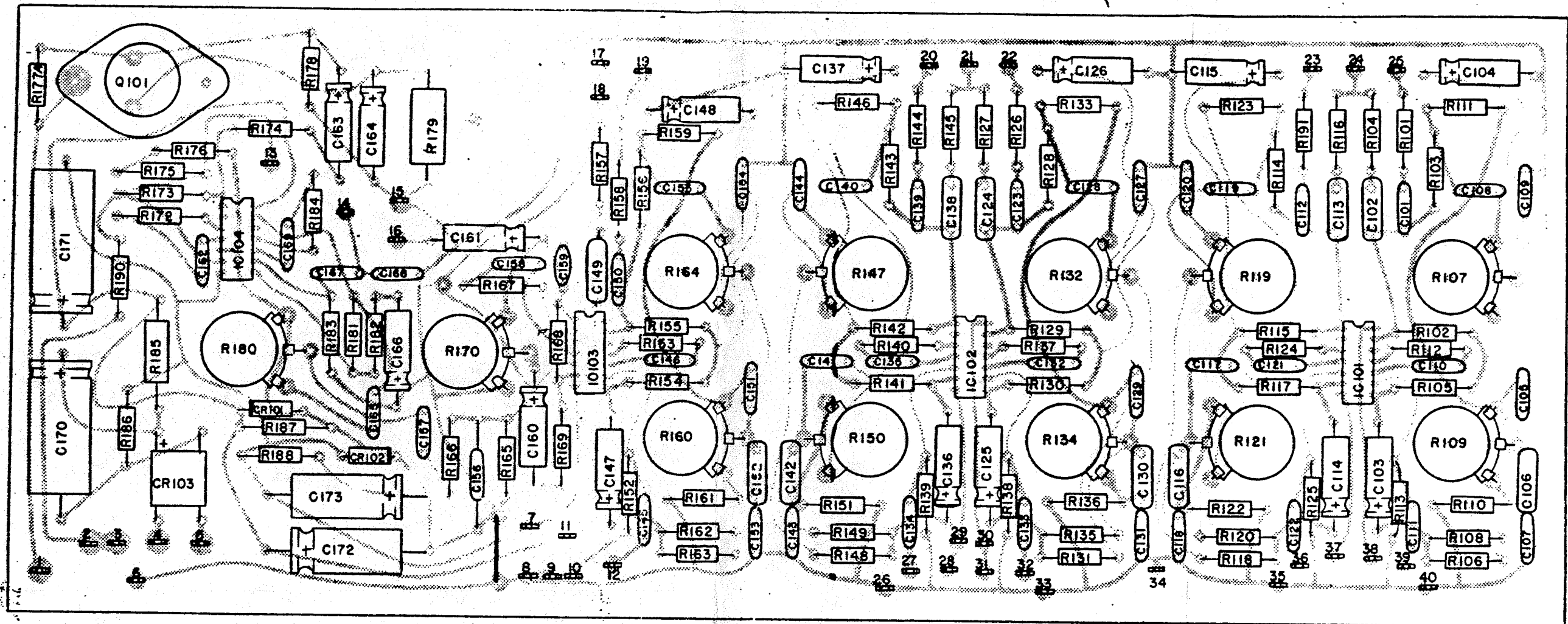
- | | |
|---------------------------------|------------------------------------|
| 1. Power transformer (green) | 17. Driver transformer (violet) |
| 2. Power transformer (green) | 18. Monitor 2 Jack ground |
| 3. No connection | 19. Emitter of Q108 |
| 4. 1000uf 75 Volt capacitor | 20. Emitter of Q107 |
| 5. No connection | 21. Ground |
| 6. 1000uf 75 Volt capacitor | 22. Driver transformer (red) |
| 7. Driver transformer (black) | 23. Driver transformer (green) |
| 8. No connection | 24. Emitter of Q105 |
| 9. "In from master" jack | 25. Emitter of Q106 |
| 10. "In both jack" | 26. Collector of Q108 |
| 11. Driver transformer (blue) | 27. Collector of Q107 |
| 12. Driver transformer (white) | 28. Collector of Q106 |
| 13. Driver transformer (yellow) | 29. Driver transformer (brown) |
| 14. Driver transformer (orange) | 30. Reverb transformer (blue) |
| 15. Monitor 2 jack | 31. Pin 8 on pre amp board 20-0021 |
| 16. Driver transformer (grey) | 32. 1000uf 75 Volt capacitor |

CIRCUIT NO.

DESCRIPTION

SUNN PART NO.

R201	22K ½ watt 5% carbon film resistor	12-3222
R202	270K ½ watt 5% carbon film resistor	12-4272
R204	15K ½ watt 5% carbon film resistor	12-3152
R205,206	1K ½ watt 5% carbon film resistor	12-2102
R203	33K ½ watt 5% carbon film resistor	12-3332
R210	68K ½ watt 5% carbon film resistor	12-3682
R208	330 ohm ½ watt 5% carbon film resistor	12-1332
R226	150 ohm 1 watt 10% carbon comp resistor	13-1151
R224	2 ohm 5 watt 10% wire wound resistor	15-0021
R214,212,221,223		
209	10 ohm 2 watt 10% carbon comp resistor	14-0101



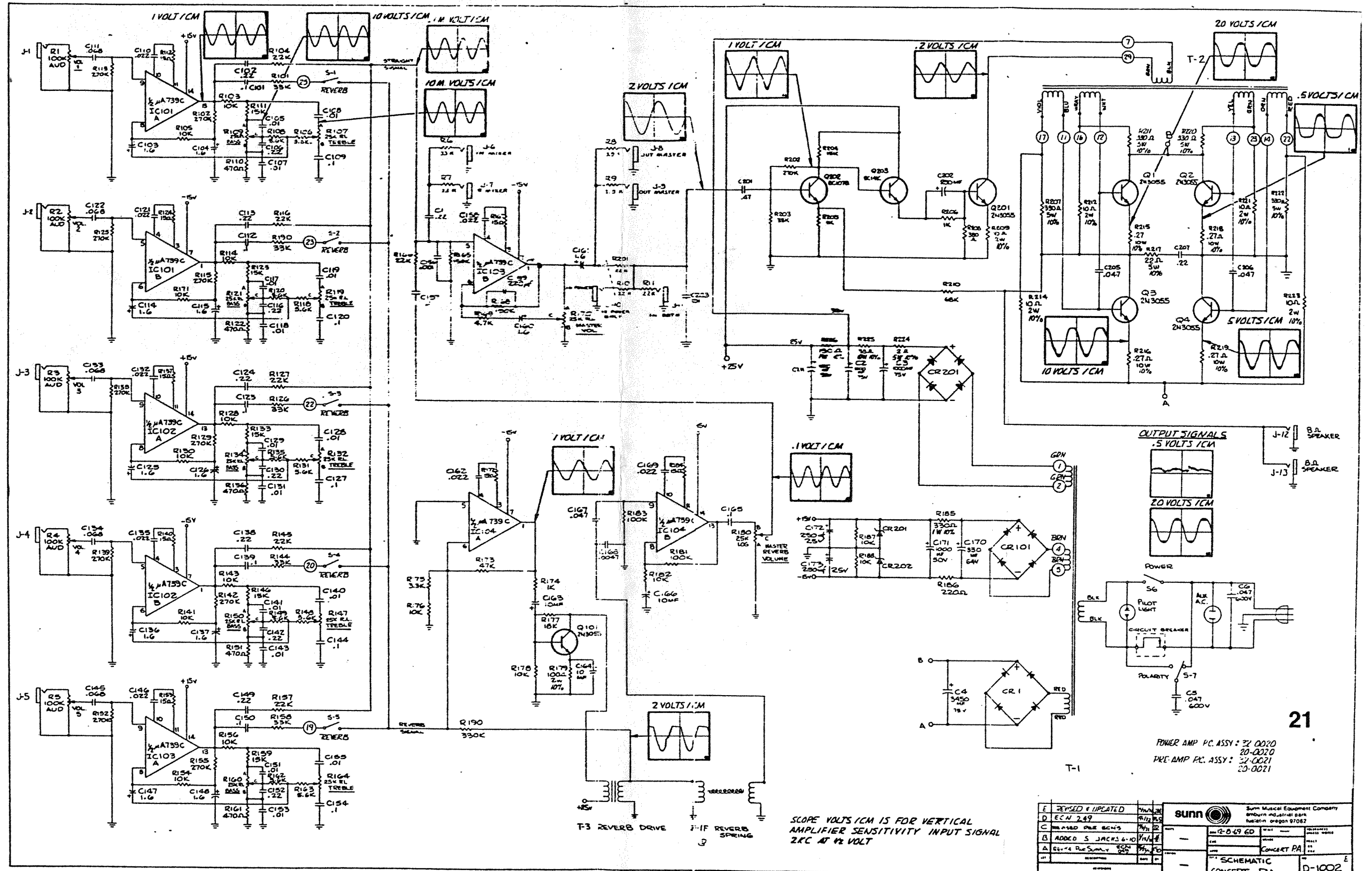
PIN NO.

- | | |
|-------------------------------|------------------------|
| 1. Reverb transformer (red) | 21. Jumper to pin 17 |
| 2. Reverb transformer (green) | 22. Reverb 3 switch |
| 3. Reverb | 23. Reverb 2 switch |
| 4. Driver transformer (brown) | 24. Jumper to pin 18 |
| 5. Driver transformer (brown) | 25. Reverb 1 switch |
| 6. Reverb cable | 26. Level pot 4 ground |
| 7. Jumper to pin 28 | 27. Level pot 4 |
| 8. Pin 31 driver board | 28. Jumper to pin 7 |
| 9. Chassis ground | 29. Jumper to pin 37 |
| 10. Ground channel 5 pot | 30. Jumper to pin 38 |
| 11. Jumper to pin 31 | 31. Jumper to pin 11 |
| 12. Channel 5 pot center | 32. Level pot 3 |
| 13. Reverb switches (top) | 33. Level pot ground |
| 14. Reverb | 34. No connection |
| 15. Reverb ground | 35. Level pot 2 ground |
| 16. Out to mixer Jacks | 36. Level pot 2 |
| 17. Jumper to pin 21 | 37. Jumper to pin 29 |
| 18. Jumper to pin 24 | 38. Jumper to pin 30 |
| 19. Reverb 5 switch | 39. Level pot 1 |
| 20. Reverb 4 switch | 40. Level pot 1 ground |
| | 41. Mixer Input Jack |

CIRCUIT NO.

CIRCUIT NO.	DESCRIPTION	SUNN PART NO.
R117	18K ½ watt 5% carbon film resistor	
R190	330K ½ watt 5% carbon film resistor	12-3182
R175	3.3K ½ watt 5% carbon film resistor	12-4332
R173	47K ½ watt 5% carbon film resistor	12-2332
R181,183	100K ½ watt 5% carbon film resistor	12-3472
R165,168	150K ½ watt 5% carbon film resistor	12-4102
R169	4.7K ½ watt 5% carbon film resistor	12-4152
R176,178,182,187		12-2472
156,154,143,130		
141,128,114,103		
117,105	10K ½ watt 5% carbon film resistor	12-3102
R172,184,167,153		
140,124,112,137	15 ohm ½ watt 5% carbon film resistor	12-0152
R166,137,145,127		
116,104	22K ½ watt 5% carbon film resistor	12-3222
R152,155,142,138		
139,115,102,113		
125,129	270K ½ watt 5% carbon film resistor	12-4272
R159,146,133,123		
111	15K ½ watt 5% carbon film resistor	12-3152
R158,144,126,190		
101	33K ½ watt 5% carbon film resistor	12-3332

Concert P.A.



POWER AMP PC. ASSY: 22-0020
 20-0020
 PRE-AMP PC. ASSY: 22-0021
 20-0021

E	REVISED & UPDATED	DATE	BY	REASON
D	ECN 249	11/12/83	PLS	
C	ADDED PRE-AMP'S	11/12/83	PLS	
B	ADDED 5 JACKS 6-10	11/12/83	PLS	
A	REVISED PRE-AMP'S	11/12/83	PLS	
1	SCHEMATIC			

SUNN Sunn Musical Equipment Company
 4800 N. Industrial Park
 Tualatin, Oregon 97062

PART NO. 12-049-60
 CONCERT PA.
 SCHEMATIC
 D-1002