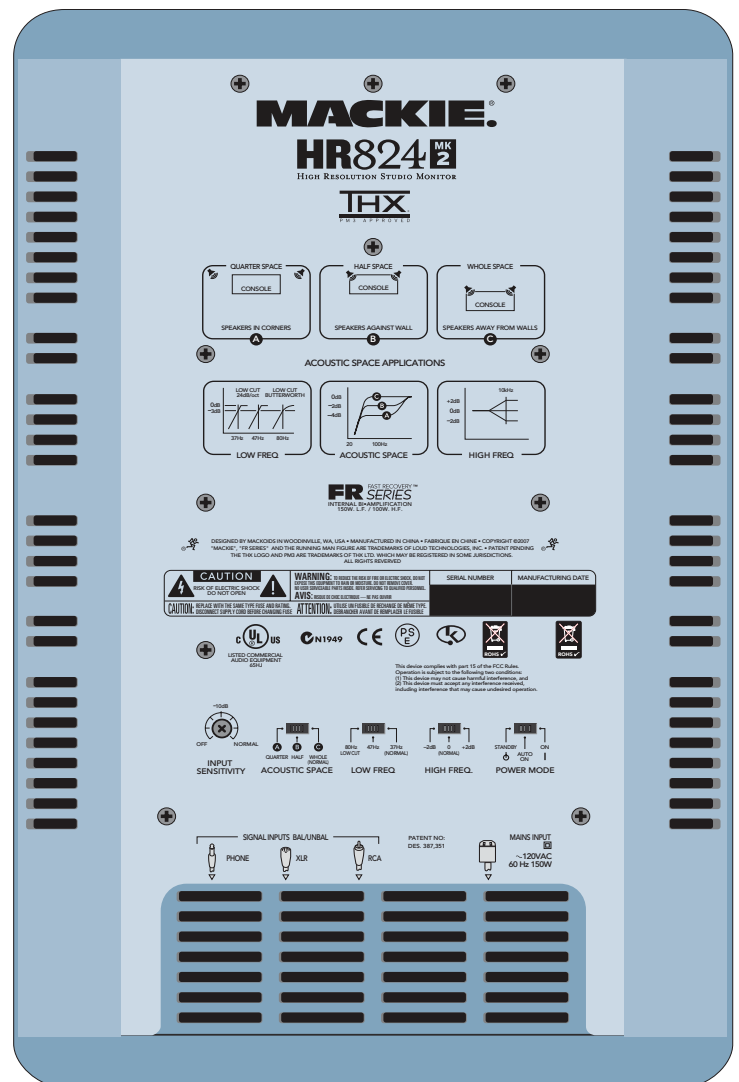


HR824 MKII Parts List October 2007


PART #	REV	DESCRIPTION	PAGE
0022767-00	A01	HR824 MKII FINAL ASSEMBLY - 120V	2
0021658	501	HR824 MKII FINISHED CABINET	2
0021896	300	WAVEGUIDE ASSEMBLY	3
0020789-00	A00	LED AND SWITCH PCB ASSEMBLY	3
0021560	400	AMPLIFIER SUB ASSEMBLY	4
0023847	200	PCB SA AMPLIFIER HEATSINK	4
0021670	206	MAIN PCB ASSEMBLY	5



Components noted with this symbol shall be replaced only by the component specified. This is required to maintain product safety.



0022767-00 REV A01 HR824 MKII FINAL ASSEMBLY - 120V

PART#	REV	DESCRIPTION	QTY	NOTES
0021658	501	FINISHED CABINET	1	SEE BELOW
0022104	B00	OWNER'S MANUAL	1	OWNER'S MANUAL
790-002-00	A	PACKAGE POLY BAG 12 X 18 2MIL CLEAR	1	
0006350	A00	BAG ESD HR824 AMP	1	
0022626	001	FOAM MOLDED TOP	1	
0022627	001	FOAM MOLDED BOTTOM	1	
0023174	100	BOX INNER	1	
0022611	200	BOX	1	
0027844	A00	SLEEVE BOX	1	
 092-015-00	A01	CORD IEC DOMESTIC 10AMP - USA	1	LINE CORD - USA

0021658 REV 501 HR824 MKII FINISHED CABINET



PART#	REV	DESCRIPTION	QTY	NOTES
0020728	400	BLACK PAINTED CABINET	1	
0025564	100	GASKET WAVEGUIDE	0	
0022917	200	FOAM / TWEETER CAVITY	1	
0015725	A00	SCREW / M4X6 PH PHMS [DIN7985 A]	1	
0021896	300	WAVEGUIDE ASSEMBLY	1	SEE NEXT PAGE
102188	A00	SCREW / M6 X 35MM SHCS BLACK	4	
105057	A00	WASHER / FLAT M6 18-8 BLACK	8	
0022094	A00	WASHER / SPLIT-LOCK / HIGH COLLAR M6 BLACK	8	
0021560	400	AMPLIFIER SUB ASSEMBLY	1	SEE PAGE 4
0021895	100	SCREW / M6 X 60MM SHCS BLACK	4	
0003941	A00	PASSIVE RADIATOR	1	
701-012-05	B	SM A-B 8X1 PAN TORX BLKOX	8	
0020966-05	101	TAPE / FOAM / VOLARA / TYPE G 5MM X 375MM	2	
0021571	400	CAP / HEATSINK	1	
0021894	A00	SCREW/ 8-18 X 5/8 PH FH TFS PLASTITE BLACK	3	
0023063	200	WIRE HARNESS	1	
740-001-00	A	TYRAP 3-1/4L	3	
0025562	100	SCREW MACH M8X1.25X45MM SKT SS HIGH GLOSS BLACK	4	



0021896 REV 300 WAVEGUIDE ASSEMBLY

PART#	REV	DESCRIPTION	QTY	NOTES
0020700	A00	WAVEGUIDE	1	WAVEGUIDE
0021511	200	DRIVER-DOMED / TWEETER [TC00/1002-4]	1	TWEETER
0022053-03	100	GASKET / TWEETER	1	TWEETER GASKET
105039	A00	WASHER / SPLIT LOCK M4 ZINC	10	
0009937	A00	SCREW / M4 X 10 PH PHMS BLACK [DIN7500C]	10	
0021512	A00	DRIVER / CONE [LC08/1502(S)-4]	1	WOOFER
0014798	A00	WASHER / FENDER / M4 [DIN9021] BLACK	6	
0022053-02	100	GASKET / WOOFER	1	WOOFER GASKET
0020789-00	A00	LED AND SWITCH PCB ASSEMBLY	1	SEE BELOW
0022053-04	100	GASKET / LIGHTPIPE	1	
0020727	400	LIGHTPIPE	1	
0000623-08	B00	SCREW M3 X 8MM PAN MCH PH STL BLACK	4	
0014317	A00	WASHER FLAT M3 NYLON	2	
0022059	A00	O-RING / LIGHTPIPE	1	
0020730	200	BUTTON, SW WAVEGUIDE	1	
0022115	400	LOGO MACKIE HR MKII	1	
0022053-05	100	GASKET / LOGO / HR824 MKII	1	
712-091-00	A	SPRING .152ID .180OD .63L	1	
0000886	A00	WASHER, FLAT .148 X .267 X .040 BRASS	1	
705-036-00	A	NUT PALNUT .094ID .195OD	1	

0020789-00 REV A00 LED AND SWITCH PCB ASSEMBLY

PART#	REV	DESCRIPTION	QTY	REF DESIGNATORS
 0022994	A01	LED / RED / 630NM / 2.4MM	4	D1, D3, D5, D7
 0022995	A01	LED / WHITE / 2.4MM	4	D2, D4, D6, D8
400-178-00	A	CONN HDR 4P 2.5MM STR SHRD LCK	1	J1
0020846	100	NUT PEM BROACHING KFS2 M3	2	M1, M2
0000162	A	SWITCH 2PDT PUSH V SNAPIN	1	SW1
145-406-00	B	RES MF SM .1W 1% 15K0 OHM	4	R2, R4, R6, R8
0004125	A00	DIODE SURFACE MOUNT FAST SWITCHING 1N4148W 75V	4	D9, D10, D11, D12
140-074-00	A	RES TF SM .1W 5% 1K1 OHM	2	R1, R3
0020788-01	A00	LED AND SWITCH PCB FAB	1	Z1




Components noted with this symbol shall be replaced only by the component specified. This is required to maintain product safety.



0021560 REV 400 AMPLIFIER SUB ASSEMBLY











PART#	REV	DESCRIPTION	QTY	NOTES
0020705-02	100	HEATSINK	1	HEATSINK
 0022711	A00	XFMR TORROID	1	TRANSFORMER
 410-024-00	A	AC INPUT	1	
 510-029-00	A	FUSE SB 2.5A 5X20 250V UL	1	FUSE
550-248-00	A	PLATE XFMR (SPLD W XFMR)	1	
0021593	400	INPUT / BEZEL	1	
0023847	200	PCB SA AMPLIFIER HEATSINK	1	SEE BELOW
0022076	A00	SCREW / 8-32 X 1/2 PH FHMS BLACK	8	
700-030-04	A	MCH 6-32X3/8 PHP BLKZC	2	
700-031-02	B	MCH 6-32X3/8 BTNPIN BLKZC	1	
701-016-00	A	5-20X5/16 PHPII TYP B BLACK	3	
705-001-00	A	KEPNUT 6-32	3	
705-011-00	A	KEPNUT (LOCK NUT) 10-32	1	
705-015-00	A	NUT SLOT NICKEL	1	
710-019-00	A	WASHER FIBRE BLACK	1	
740-001-00	A	TYRAP 3-1/4L	3	
700-005-00	A	SEMS 8-32X1/2 PHP BLKZC	2	
780-107-00	A	RUBBER WASHER 3.55 DIA	2	
0021899	A00	SCREW / 10-32 X 2 1/2 PH FHMS BLACK	1	
0023025	101	CONN TERMINAL ADAPTER RING 4MM .187 X .020	1	

0023847 REV 200 PCB SA AMPLIFIER HEATSINK

PART#	REV	DESCRIPTION	QTY	NOTES
0021670	206	MAIN PCB ASSEMBLY	1	SEE PAGES 5-8
 410-005-00	A	INSL SILPAD TO -220	4	
550-231-00	A1	BRKT HEATSINK	2	
700-023-00	A	MCH 6-32X1/2 PHP BLKZC	2	
700-028-00	B	SEMS 6-32X1/4 PHP BLKZC	4	
700-029-06	A	MCH 4-40X5/8 PHP BLKZC	13	
705-001-00	A	KEPNUT 6-32	2	
705-016-00	A	NUT HEX 4-40	13	
710-020-00	A	WASHER NO. 4 COMPRESSION	13	
0024238	100	WASHER FLAT FENDER #4 1/8ID X 3/8OD X 0.045" THK SS BLACK	13	
712-038-00	A	RIVET NYLON .123-.127HOLE	1	
780-043-00	B	INSULATOR PCB	1	



0021670 REV 206 MAIN PCB ASSEMBLY

PART#	REV	DESCRIPTION	QTY	REF DESIGNATORS
301-013-00	A	DIODE POWER BRIDGE 6AMP 100V	1	BR1
212-001-00	B1	CAP CER .01UF 10% 50V X7R SM	2	C1, C150
220-002-02	A1	CAP LYT 47UF 20% 25V RAD TR	11	C2, C30, C43, C85, C87, C109, C110, C129, C144, C145, C151
212-025-00	D1	CAP CER .1UF 50V 10% X7R	58	C3, C4, C5, C6, C7, C8, C9, C11, C12, C13, C14, C21, C22, C23, C24, C25, C26, C52, C53, C54, C57, C58, C59, C60, C61, C62, C64, C65, C66, C81, C83, C84, C86, C88, C89, C92, C93, C94, C99, C113, C114, C115, C118, C119, C132, C134, C135, C136, C137, C139, C140, C141, C142, C143, C146, C147, C148, C149
212-019-00	B1	CAP CER 150PF 5% 50V SM	2	C79, C111
 224-009-00	A1	CAP PLY .01UF 2% 50V SM	6	C15, C16, C17, C35, C36, C37
220-027-02	B1	CAP LYT 10UF 20% 50V RAD TR	3	C20, C47, C138
212-023-00	B1	CAP CER .001UF 10% 50V NPO SM	4	C27, C28, C33, C124
220-001-02	A1	CAP LYT 22UF 20% 25V RAD TR	3	C29, C55, C63
212-003-00	B1	CAP CER 100PF 5% 50V 0805 SMT	2	C31, C32
212-014-00	B1	CAP CER 180PF 5% 50V SM	4	C38, C45, C122, C128
212-020-00	A1	CAP CER 750PF 5% 50V NPO SM	4	C39, C44, C123, C127
220-012-02	B1	CAP LYT 4.7UF 20% 63V RAD TR	3	C40, C46, C107
212-021-00	B1	CAP CER 27PF 5% 50V NPO SM	2	C41, C125
 224-010-00	A1	CAP PLY .1UF 2% 50V SM	9	C56, C74, C75, C76, C77, C78, C95, C96, C97
0022243	A00	CAP CER .012UF 2% COG/NPO 16V 0805	1	C67
 224-006-00	A1	CAP PLY .0047UF 2% 50V SM	3	C69, C70, C112
 0022101	100	CAP PLY .012UF 2% 100V SM	1	C72
220-075-00	A1	CAP LYT 10000 20% 63V 35X40	2	C73, C108
 200-037-02	A	CAP PLY/BX .033UF 5% 100V TR	2	C80, C105
 224-011-00	A	CAP PLY .022UF 2% 50V SM	2	C48, C82
 200-027-02	A	CAP PLY .1UF 5% 100V TR	4	C90, C91, C100, C101
 224-019-00	A10	CAP PLY .15UF 5% 16V SM	3	C98, C102, C103
 224-020-00	A1	CAP PLY .39UF 5% 16V SM	1	C104
220-005-02	B1	CAP LYT 470UF 20% 25V RAD TR	3	C116, C117, C130
220-030-00	B1	CAP LYT 1000UF 20% 6.3V RAD	1	C126
302-003-03	A	DIODE ZENER DL4745 16V 1W	2	D1, D57
301-021-00	A	DIODE POWER DL4004 SM	11	D2, D3, D32, D33, D34, D35, D36, D39, D40, D54, D55
300-003-00	A01	DIODE SIGNAL SMD	40	D4, D5, D6, D7, D8, D9, D10, D11, D12, D13, D14, D15, D16, D17, D18, D19, D20, D21, D22, D23, D24, D25, D26, D27, D28, D29, D41, D42, D43, D44, D45, D46, D47, D48, D49, D50, D51, D52, D53, D56
302-032-03	A	DIODE ZENER DL4749A 24V 1W	1	D37
302-025-03	A	DIODE ZENER DL5245B 15V SMT	1	D38
 400-060-00	A	CONN FUSE CLIP PCMT 5MM DIA	2	FC1, FC2
400-166-00	A01	CONN JACK 1/4 HRZ PCMNT STEREO	1	J1
400-171-00	A	CONN HDR 2P .100X1 STR	3	J2, J17, J25
400-131-00	A00	CONN XLR 3P FEMALE RTA A-SER	1	J12
400-421-00	A	CONN JACK RCA HORIZ	1	J13




continued



Components noted with this symbol shall be replaced only by the component specified. This is required to maintain product safety.



Main PCB Assembly continued

PART#	REV	DESCRIPTION	QTY	REF DESIGNATORS
040-315-00	A	CABLE DIS 18GA 1010 BLACK 4 LG TM	1	J14
400-165-00	A	CONN HDR 5P .165X1 M V WITH PEGS	1	J15
400-163-00	A	CONN HDR 4P .165X2 M V WITH PEGS	1	J16
400-173-00	A	CONN TERM .25 QKDS PCMT STABLE	2	J19, J21
400-420-00	A	CONN IEC 320-C18 RTA PCMT	1	J23
400-178-00	A	CONN HDR 4P 2.5MM STR SHRD LCK	1	J24
329-012-00	A	IC VTL5C10 OPTOCOUPLER	1	LDR1
450-329-02	C00	PCB MAIN	1	PCB1
310-029-00	A1	XSTR NPN 2SD1264A POWER	3	Q1, Q2, Q52
310-025-00	A1	XSTR NPN 2SD1047	2	Q3, Q51
310-049-00	B1	XSTR PNP 2SA794A	2	Q4, Q50
310-024-00	A1	XSTR PNP 2SB817	2	Q5, Q49
310-028-00	A1	XSTR PNP 2SB940A POWER	3	Q6, Q47, Q48
311-001-00	B	XSTR NPN IMBT4401 SMT	9	Q7, Q9, Q23, Q24, Q25, Q26, Q30, Q45, Q46
311-002-00	A	XSTR PNP MMST4403 SMT	4	Q8, Q28, Q29, Q44
310-035-00	A1	XSTR PNP 2SA1478	2	Q10, Q43
311-006-00	A	XSTR PNP IMBTA56 SM	6	Q11, Q12, Q18, Q35, Q41, Q42
311-005-00	E	XSTR NPN MMBTA06 SMT	7	Q13, Q19, Q20, Q22, Q33, Q34, Q40
311-020-00	A	XSTR NPN 2SD814	4	Q14, Q15, Q38, Q39
311-019-00	A	XSTR PNP 2SB792 SM	4	Q16, Q17, Q36, Q37
310-036-00	B1	XSTR NPN 2SC3788	2	Q21, Q32
145-318-00	B	RES MF SM .1W 1% 2K00 OHM	1	R150
140-082-00	A	RES TF SM .1W 5% 2K4 OHM	2	R2, R85
140-070-00	A	RES TF SM .1W 5% 750 OHM	3	R3, R132, R211
145-289-00	B	RES MF SM .1W 1% 1K00 OHM	10	R4, R56, R100, R105, R108, R115, R175, R204, R206, R210
145-418-00	B	RES MF SM .1W 1% 20K0 OHM	19	R5, R54, R55, R69, R73, R77, R80, R81, R87, R148, R151, R152, R153, R154, R161, R176, R177, R202, R209
145-338-00	B	RES MF SM .1W 1% 2K94 OHM	4	R6, R70, R71, R208
145-314-00	B	RES MF SM .1W 1% 1K82 OHM	5	R7, R9, R64, R196, R198
145-239-00	B	RES MF SM .1W 1% 301 OHM	10	R8, R10, R24, R29, R165, R187, R192, R195, R197, R201
145-306-00	B	RES MF SM .1W 1% 1K50 OHM	1	R178
145-162-00	B	RES MF SM .1W 1% 47R5 OHM	11	R13, R25, R26, R27, R28, R36, R145, R188, R189, R190, R191
145-358-00	B	RES MF SM .1W 1% 4K75 OHM	7	R14, R101, R120, R121, R126, R131, R143
145-395-00	B	RES MF SM .1W 1% 11K5 OHM	1	R15
 150-037-00	A	RES FUS .25W 5% 33 OHM	4	R18, R22, R213, R217
 150-045-00	A	RES FUS .25W 5% 68 OHM	2	R19, R216
 150-009-00	A	RES FUS .25W 5% 2.2 OHM	6	R20, R21, R31, R194, R214, R215
145-435-00	B	RES MF SM .1W 1% 30K1 OHM	7	R23, R30, R147, R157, R163, R186, R193
123-009-00	B	RES MO 3W 5% .22 OHM	4	R32, R33, R207, R212
100-042-00	A	RES CF .125W 5% 510 OHM	2	R34, R199
145-331-00	B	RES MF SM .1W 1% 2K49 OHM	9	R50, R51, R59, R60, R82, R171, R172, R180, R181

continued



Main PCB Assembly continued

PART#	REV	DESCRIPTION	QTY	REF DESIGNATORS
145-361-00	B	RES MF SM .1W 1% 5K11 OHM	5	R39, R40, R43, R45, R159
145-406-00	B	RES MF SM .1W 1% 15K0 OHM	6	R41, R42, R76, R95, R113, R146
140-096-00	A	RES TF SM .1W 5% 9K1 OHM	1	R44
145-193-00	B	RES MF SM .1W 1% 100 OHM	4	R46, R47, R139, R219
121-088-00	A	RES MO 1W 5% 4K3 OHM	2	R48, R200
140-057-00	A	RES TF SM .1W 5% 220 OHM	4	R49, R61, R170, R182
140-053-00	A00	RES TF SM .1W 5% 150 OHM	4	R52, R58, R173, R179
145-269-00	B	RES MF SM .1W 1% 619 OHM	1	R53
145-000-00	B	RES TF SM .1W 0 OHM	2	R57, R174
145-367-00	B	RES MF SM .1W 1% 5K90 OHM	2	R68, R142
145-518-00	B	RES MF SM .1W 1% 221K OHM	4	R72, R166, R185, R203
145-204-00	B	RES MF SM .1W 1% 130 OHM	1	R74
145-389-00	B	RES MF SM .1W 1% 10K0 OHM	10	R75, R99, R103, R125, R128, R140, R141, R149, R155, R164
145-485-00	B	RES MF SM .1W 1% 100K OHM	6	R78, R79, R84, R102, R183, RMOD1
145-126-00	001	RES MF SM .1W 1% 20 OHM	1	R83
145-454-00	B	RES MF SM .1W 1% 47K5 OHM	4	R86, R104, R107, R156
145-381-00	B	RES MF SM .1W 1% 8K25 OHM	1	R96
145-522-00	B	RES MF SM .1W 1% 243K OHM	1	R97
145-553-00	B	RES MF SM .1W 1% 511K OHM	2	R98, R129
145-422-00	B	RES MF SM .1W 1% 22K1 OHM	2	R106, R109
145-354-00	B	RES MF SM .1W 1% 4K32 OHM	1	R110
145-473-00	B	RES MF SM .1W 1% 75K0 OHM	2	R111, R205
145-409-00	B	RES MF SM .1W 1% 16K2 OHM	1	R112
145-426-00	B	RES MF SM .1W 1% 24K3 OHM	1	R114
145-479-00	B	RES MF SM .1W 1% 86K6 OHM	1	R116
145-294-00	B	RES MF SM .1W 1% 1K13 OHM	1	R117
145-415-00	B	RES MF SM .1W 1% 18K7 OHM	4	R118, R133, R134, R135
145-437-00	B	RES MF SM .1W 1% 31K6 OHM	1	R119
145-472-00	B	RES MF SM .1W 1% 73K2 OHM	1	R122
145-393-00	B	RES MF SM .1W 1% 11K0 OHM	2	R65, R123
123-049-00	B	RES MO 3W 5% 10 OHM	2	R124, R137
145-374-00	A00	RES MF SM .1W 1% 6K98 OHM	1	R127
145-346-00	B	RES MF SM .1W 1% 3K57 OHM	1	R130
120-097-00	B	RES MO .5W 5% 10K OHM	1	R136
123-001-00	B	RES MO 3W 5% .1 OHM	1	R138
145-414-00	B	RES MF SM .1W 1% 18K2 OHM	1	R144
145-339-00	B	RES MF SM .1W 1% 3K01 OHM	1	R162
100-001-00	A	RES CF .125W 5% 10 OHM	1	R218
500-029-02	A	SW MOM SPST TACT 6MM TR	1	SW1
500-025-00	A	SW SLIDE DP3T VERT PCMNT	4	SW2, SW3, SW4, SW5
500-026-00	A	THERMOSTAT 67F070 PCMNT	1	TH1
320-020-00	A	IC DUAL OP AMP NJM4565G	15	U1, U2, U3, U4, U5, U6, U7, U8, U9, U10, U11, U12, U13, U14, U15
130-046-00	A	POT TRIM 1K VERT	2	VR1, VR3






continued



Components noted with this symbol shall be replaced only by the component specified. This is required to maintain product safety.



Main PCB Assembly continued

PART#	REV	DESCRIPTION	QTY	REF DESIGNATORS
130-052-00	A	POT TRIM 50K V RTA	1	VR4
130-038-00	A	POT TRIM 500B HORIZ TO PAD JUST LAYDOWN PANASONIC EVND DUST-PROOF	2	VR5, VR6
130-044-00	A	POT TRIM 500B VERT	1	VR7
130-043-02	A	POT ROTARY 10KB 9MM KNURL	1	VR8
730-038-00	A	JET MELT 3M 3779-Q	1	Z101
 224-003-00	A1	CAP PLY .0018UF 2% 50V SM	1	C51
 224-005-00	A1	CAP PLY .0039UF 2% 50V SM	2	C68, C121
 0023226	100	PLY .047UF 2% 16V SM	1	C71
 224-013-00	A1	CAP PLY .015UF 2% 50V SM	1	C120
145-205-00	A00	RES MF SM .1W 1% 133 OHM	1	R1
145-097-00	B00	RES MF 10R0 OHM 1% .1W 0805	1	R11
145-246-00	B	RES MF SM .1W 1% 357 OHM	2	R12, R62
145-138-00	A00	RES MF SM .1W 1% 26R7 OHM	1	R16
145-384-00	B	RES MF SM .1W 1% 8K87 OHM	1	R66
145-380-00	B	RES MF SM .1W 1% 8K06 OHM	1	R67
145-272-00	100	RES MF SM .1W 1% 665 OHM	1	R88
145-412-00	B	RES MF SM .1W 1% 17K4 OHM	1	R89
145-305-00	100	RES MF SM .1W 1% 1K47 OHM	1	R90
145-517-00	100	RES MF SM .1W 1% 215K OHM	1	R91
145-335-00	B	RES MF SM .1W 1% 2K74 OHM	1	R92
145-403-00	100	RES MF SM .1W 1% 14K OHM	1	R93
145-357-00	A00	RES MF SM .1W 1% 4K64 OHM	1	R94
0000003	B00	CAP 4700PF NPO 2% 25V 0805	3	C10, C49, C50
0024199	100	CAP 680PF 50V 2% NPO 1206	1	C18
 0003913	100	CAP PLY 680PF 2% 50V SM	1	C19
0016000	100	CAP 3900 PF C0G 0805 25V	1	C42
0024201	001	LABEL PCB ASSEMBLY - MAIN	1	LBL1
145-535-00	B	RES MF SM .1W 1% 332K OHM	1	R17
145-419-00	D00	RES MF SM .1W 1% 20.5K OHM	1	R37
145-337-00	B	RES MF SM .1W 1% 2K87 OHM	1	R38
145-431-00	B	RES MF SM .1W 1% 27K4 OHM	1	R63
145-265-00	101	RES MF SM .1W 1% 562 OHM	1	R167
145-326-00	B	RES MF SM .1W 1% 2K21 OHM	1	R168
145-521-00	100	RES MF SM .1W 1% 237K OHM	1	R169
145-234-00	B	RES MF SM .1W 1% 267 OHM	1	R160
0006121	A00	POT TRIM 5K VERT	1	VR2



This page left blank intentionally



Components noted with this symbol shall be replaced only by the component specified. This is required to maintain product safety.

