

12" Electro speaker
037200
12" Eminence
026488

FENDER VACUUM TUBE SUPER SERIES AMPLIFIERS

SUPER 112: *Disc 1992*
0216500 (120V), 0216550 (220/240V), 0216570 (100V)

SUPER 210:
0216502 (120V), 0216552 (220/240V), 0216572 (100V)

SUPER HEAD:
0216507 (120V), 0216557 (220/240V), 0216577 (100V)

SUPER RACK:
0216508 (120V), 0216558 (220/240V), 0216578 (100V)

PARTS LIST PAGE 1 OF 6

NOTICE:

The information contained herein is CONFIDENTIAL and PROPRIETARY to Fender Musical Instruments. It is disclosed solely for use by qualified technicians for purposes of equipment maintenance and service. It is not to be disclosed to others without the express permission of Fender Musical Instruments. All specifications subject to change without notice.

<<< PCB ASSEMBLY >>>

| QTY | PART # | DESCRIPTION | REFERENCE DESIGNATION |
|-----|--------|----------------------|-----------------------|
| 1 | 036608 | PCB FABRICATED | PC1 (BLANK) |
| 1 | 036609 | PCB ASS'Y (120V) | PCB1 (STUFFED) |
| 1 | 036705 | PCB ASS'Y (220/240V) | PCB1 (STUFFED) |
| 1 | 036706 | PCB ASS'Y (100V) | PCB1 (STUFFED) |
| 8 | 031901 | BARREL TERMINAL | BT1-6, 201, 202 |
| 3 | 025960 | CAPAE 16V 22uF | C101, 106, 108 |
| 1 | 060962 | CAPCD 1KV 1000pF 10% | C10 |
| 2 | 069724 | CAPCD 1KV 100pF 10% | C4, 137 |
| 1 | 025988 | CAPCD 1KV 2200pF 10% | C12 |
| 1 | 025777 | CAPCD 1KV 470pF 10% | C103 |
| 2 | 025979 | CAPCD 1KV 50pF 10% | C120, 113 |
| 3 | 025951 | CAPCD 1KV 750pF 10% | C3, 8, 13 |
| 3 | 031040 | CAPRE 100V 100uF 20% | C126, 129, 130 |
| 2 | 028465 | CAPRE 25V 22uF 20% | C110, 117 |
| 4 | 028953 | CAPRE 350V 100uF | C131-134 |
| 1 | 025961 | CAPRE 35V 220uF 20% | C201 |
| 2 | 024819 | CAPRE 500V 22uF 10% | C135, 136 |
| 1 | 031875 | CAPRE 50V 470uF 10% | C127 |
| 2 | 028471 | CAPRE 50V 47uF 20% | C128, 138 |
| 2 | 027257 | CAPRF 100V .0022 10% | C109, 112 |
| 1 | 027265 | CAPRF 100V .015 10% | C139 |

PARTS LIST PAGE 2 OF 6

<<< PCB ASSEMBLY (CONTINUED) >>>

| QTY | PART # | DESCRIPTION | REFERENCE DESIGNATION |
|-----|--------|--------------------------|-----------------------|
| 1 | 024832 | CAPRF 250V .022 10% | C11 |
| 1 | 024876 | CAPRF 250V .68uF 10% | C104 |
| 2 | 025962 | CAPRF 400V .0047uF | C102,105 |
| 1 | 024845 | CAPRF 400V .047uF | C7 |
| 3 | 024835 | CAPRF 630V .022uF | C122,124,125 |
| 1 | 024855 | CAPRF 630V .1uF 10% | C6 |
| 3 | 027272 | CAPRF 63V .047 10% | C111,116,118 |
| 2 | 027280 | CAPRF 63V .15 10% | C1,115 |
| 2 | 027278 | CAPRF 63V .1uF 10% | C2,123 |
| 3 | 027286 | CAPRF 63V .47 10% | C114,119,121 |
| 1 | 026046 | CTRL 1MEG 10A DUAL | R5 (GAIN) |
| 1 | 024663 | CTRL 1MEG 30A | R16 (DISTORTION VOL) |
| 1 | 028576 | CTRL 250K 10A | R14 (BASS) |
| 1 | 024662 | CTRL 250K 30A | R12 (TREBLE) |
| 2 | 025946 | CTRL 250K 30A DPDT | R8,18 (VOL,PRESENCE) |
| 1 | 029500 | CTRL 25K 10A | R13 (MID) |
| 1 | 029501 | CTRL 5K B | R17 (REVERB) |
| 2 | 029690 | DIODE R-3000 200MA 3KV | D101,102 |
| 6 | 026730 | DIODE 1N5062 1A 800PRV | D103-108 |
| 4 | 064089 | DIODE 1N4003 1A 200PRV | D201-204 |
| 1 | 006260 | DIODE 1N4448 SIG 75PRV | D109 |
| 30 | 025802 | FASTON TAB .250 | CP101,130 |
| 1 | 026559 | FUSE 3A 250V SLO BLO | F1 (100V MODELS) |
| 1 | 021717 | FUSE 2.5A 250V SLO BLO | F1 (120V MODELS) |
| 1 | 013114 | FUSE 1.6A 250V TIME LAG | F1 (220/240V MODELS) |
| 1 | 013737 | FUSE 4A 250V SLO BLO | F2 (100V MODELS) |
| 1 | 026559 | FUSE 3A 250V SLO BLO | F2 (120V MODELS) |
| 1 | 013115 | FUSE 2A 250V TIME LAG | F2 (220/240V MODELS) |
| 1 | 013681 | FUSE 5A 250V TIME LAG | F3 (220/240V MODELS) |
| 1 | 013112 | FUSE 1A 250V TIME LAG | F4 (220/240V MODELS) |
| 1 | 013109 | FUSE 250MA 250V TIME LAG | F5 (220/240V MODELS) |
| 1 | 022546 | FUSE HOLDER PCMT | XF1 (ALL MODELS) |
| 1 | 022547 | FUSE CAP CARRIER 3AG | XF1 (100/120V) |
| 1 | 022548 | FUSE CAP CARRIER 5mm | XF1 (220/240V) |
| 3 | 020775 | FUSE,CLIP PCB 5MM, 2 PCS | XF3-5 (220/240V) |
| 1 | 025996 | FUSE,CLIP PCB DUAL,2 PCS | XF2 (ALL) |
| 1 | 022707 | INDUCTOR | L101 |
| 1 | 026127 | INDUCTOR 8 HY | L1 |
| 6 | 025929 | JACK, PHONE, MONO | J1-3,101,103,105 |
| 2 | 025931 | JACK, PHONE, STEREO | J102,104 |
| 1 | 025926 | LED RED DIF PCMT | LD1 (OVERDRIVE) |
| 1 | 027287 | LED RED PANEL MT | LD101 (PILOT) |
| 1 | 028039 | LED RED, 5x5mm | LD201 |
| 2 | 028097 | LED YELLOW, 5x5mm | LD202,203 |
| 3 | 028098 | LED GREEN, 5x5mm | LD204-206 |
| 2 | 016795 | OP-AMP DUAL JFET | U101,102 |
| 3 | 031244 | OPTOISOLATOR DUAL | OP1-3 |
| 1 | 036613 | RELAY 24V DPDT | RY1 |

PARTS LIST PAGE 3 OF 6

<<< PCB ASSEMBLY (CONTINUED) >>>

| QTY | PART # | DESCRIPTION | REFERENCE DESIGNATION |
|-----|--------|------------------------|-----------------------|
| 1 | 025937 | RESCF 1/2W 22ohm 5% | R151 |
| 3 | 025116 | RESCF 1/2W 100K 5% | R101,105,145 |
| 1 | 026368 | RESCF 1/2W 100ohm 5% | R161 |
| 1 | 025113 | RESCF 1/2W 10K 5% | R158 |
| 1 | 031767 | RESCF 1/2W 15ohm 5% | R202 |
| 1 | 025117 | RESCF 1/2W 220K 5% | R112 |
| 1 | 031768 | RESCF 1/2W 27ohm 5% | R203 |
| 2 | 026512 | RESCF 1/2W 3.9K 5% | R157,173 |
| 1 | 027869 | RESCF 1/2W 470ohm 5% | R155 |
| 3 | 025109 | RESCF 1/2W 47ohm 5% | R159,160,204 |
| 1 | 025941 | RESCF 1/2W 560ohm 5% | R149 |
| 1 | 031769 | RESCF 1/2W 75ohm 5% | R205 |
| 1 | 031065 | RESCF 1/2W 91K 5% | R140 |
| 2 | 024981 | RESCF 1/4W 10K 5% | R130,122 |
| 2 | 024965 | RESCF 1/4W 1K 5% | R128,156 |
| 1 | 024987 | RESCF 1/4W 22K 5% | R132 |
| 1 | 024947 | RESCF 1/4W 47ohm 5% | R120 |
| 4 | 024995 | RESCF 1/4W 68K 5% | R1,2,108,169 |
| 1 | 024967 | RESCF 1/4W 1.2K 5% | R11 |
| 2 | 025071 | RESCF 1/4W 1.2M 5% | R125,117 |
| 5 | 024969 | RESCF 1/4W 1.5K 5% | R102,113,124,141,144 |
| 6 | 024997 | RESCF 1/4W 100K 5% | R10,15,21,109,142,143 |
| 1 | 024952 | RESCF 1/4W 100ohm 5% | R150 |
| 1 | 029598 | RESCF 1/4W 110ohm 5% | R206 |
| 1 | 024998 | RESCF 1/4W 120K 5% | R131 |
| 2 | 024999 | RESCF 1/4W 150K 5% | R116,110 |
| 3 | 025069 | RESCF 1/4W 1M 5% | R3,9,172 |
| 2 | 024972 | RESCF 1/4W 2.7K 5% | R6,106 |
| 3 | 025059 | RESCF 1/4W 220K 5% | R123,126,129 |
| 3 | 025060 | RESCF 1/4W 270K 5% | R4,7,20 |
| 2 | 024988 | RESCF 1/4W 27K 5% | R127,148 |
| 1 | 024973 | RESCF 1/4W 3.3K 5% | R111 |
| 3 | 025063 | RESCF 1/4W 390K 5% | R103,107,115 |
| 1 | 024991 | RESCF 1/4W 39K 5% | R118 |
| 1 | 024977 | RESCF 1/4W 4.7K 5% | R119 |
| 4 | 025065 | RESCF 1/4W 470K 5% | R121,133,134,137 |
| 2 | 024979 | RESCF 1/4W 6.8K 5% | R136,138 |
| 1 | 024963 | RESCF 1/4W 680ohm 5% | R135 |
| 1 | 026510 | RESCF 1/4W 9.1K 5% | R139 |
| 1 | 031076 | RESCF 1W 120K 5% | R167 |
| 4 | 027354 | RESCF 1W 220K 5% | R162-165 |
| 1 | 031066 | RESCF 1W 2K 5% | R152 |
| 2 | 028740 | RESCF 1W 470ohm 5% | R146,147 |
| 2 | 031067 | RESCF 1W 750ohm 5% | R154,153 |
| 1 | 026483 | RESWW 10W 2.7K 10% | R166 |
| 1 | 026486 | RESWW 10W 30K 10% | R168 |
| 1 | 031251 | RESWW 5W 82ohm 10% | R201 |
| 1 | 028091 | SWITCH PUSH SLFLK DPDT | SW3 (OVERDRIVE) |

PARTS LIST PAGE 4 OF 6

<<< PCB ASSEMBLY (CONTINUED) >>>

| QTY | PART # | DESCRIPTION | REFERENCE DESIGNATION |
|-----|--------|------------------------|-----------------------|
| 1 | 028101 | SWITCH PUSH BUTTON CAP | SW3 |
| 1 | 026446 | SWITCH VOLTAGE SL DPST | SW4 (220/240V) |
| 3 | 029167 | TUBE SOCKET 12AX7A | V101-103 |
| 2 | 029343 | TUBE SOCKET 6L6GC | V104,105 |
| 1 | 036695 | WIRE SET PCB | WS1 |
| 1 | 027113 | WIRE LUG | LU1 (FOR WS1) |
| 5 | 031017 | ZENER 1N5223B 2.7V .5W | Z202-206 |
| 1 | 031635 | ZENER 1N5240 10V .5W | Z1 |
| 2 | 009165 | ZENER 1N4744A 15V 1W | Z101,102 |
| 1 | 031256 | ZENER 1N5356B 19V 5W | Z201 |

<<< CHASSIS ASSEMBLY >>>

| QTY | PART # | DESCRIPTION | REFERENCE DESIGNATION |
|-----|--------|--------------------------|-----------------------|
| 1 | 036709 | CHASSIS ASS'Y (100V) | HS1 (SUPER 112) |
| 1 | 036707 | CHASSIS ASS'Y (120V) | HS1 (SUPER 112) |
| 1 | 036708 | CHASSIS ASS'Y (220/240V) | HS1 (SUPER 112) |
| 1 | 037020 | CHASSIS ASS'Y (100V) | HS1 (SUPER 210) |
| 1 | 037021 | CHASSIS ASS'Y (120V) | HS1 (SUPER 210) |
| 1 | 037022 | CHASSIS ASS'Y (220/240V) | HS1 (SUPER 210) |
| 1 | 037015 | CHASSIS ASS'Y (100V) | HS1 (SUPER HEAD) |
| 1 | 037013 | CHASSIS ASS'Y (120V) | HS1 (SUPER HEAD) |
| 1 | 037014 | CHASSIS ASS'Y (220/240V) | HS1 (SUPER HEAD) |
| 1 | 037008 | CHASSIS ASS'Y (100V) | HS1 (SUPER RACK) |
| 1 | 037006 | CHASSIS ASS'Y (120V) | HS1 (SUPER RACK) |
| 1 | 037007 | CHASSIS ASS'Y (220/240V) | HS1 (SUPER RACK) |
| 1 | 036473 | CHASSIS | CH1 (SUPER 112/210) |
| 1 | 028913 | CHASSIS | CH1 (SUPER HEAD) |
| 1 | 029836 | CHASSIS | CH1 (SUPER RACK) |
| 1 | 036176 | CHASSIS WRAP | CH1A (SUPER RACK) |
| 2 | 029837 | CHASSIS COVER | VC1,2 (SUPER RACK) |
| 1 | 029839 | CHASSIS BACK | BK1 (SUPER RACK) |
| 2 | 029840 | CHASSIS RACK EAR | ER1,2 (SUPER RACK) |
| 2 | 031842 | CHASSIS STRAP | CS1,2 |
| 1 | 021709 | BUSHING STRAIN RELIEF | SR1 |
| 1 | 026038 | BUSHING STRAIN RELIEF | SR2 |
| 1 | 026116 | BUSHING STRAIN RELIEF | SR3 (100/120V) |
| 1 | 010401 | BUSHING STRAIN RELIEF | SR3 (220/240V) |
| 1 | 028069 | BUSHING NYL 3/4x1-1/8 | SR4 |
| 1 | 031263 | BUSHING NYL 3/4x15/16 | SR5 |
| 1 | 026541 | CABLE ASS'Y POWER | CB1 (100/120V) |
| 1 | 026767 | CABLE ASS'Y POWER | CB1 (220/240V) |
| 1 | 028577 | CABLE ASS'Y REVERB 30" | CB2 |
| 2 | 031091 | CLAMP TUBE | TC1,2 |
| 1 | 027288 | LENS RED | LL1 |
| 8 | 022004 | NUT 8-32 | NT1-8 |

PARTS LIST PAGE 5 OF 6

<<< CHASSIS ASSEMBLY (CONTINUED) >>>

| QTY | PART # | DESCRIPTION | REFERENCE DESIGNATION |
|-----|--------|---------------------------|-----------------------|
| 2 | 069393 | NUT 6-32 HEX EXT LOCK | NT9,10 |
| 7 | 031647 | NUT 12 x 1mm HEX NI | NT11-17 |
| 1 | 036196 | PANEL FRONT | FP1 (SUPER 112) |
| 1 | 036744 | PANEL FRONT | FP1 (SUPER 210) |
| 1 | 028917 | PANEL FRONT | FP1 (SUPER HEAD) |
| 2 | 014999 | SCREW M 6-32 x 1/4 PH BLK | SC1,2 |
| 8 | 017433 | SCREW 6-32 x 3/8 PHP BLK | SC3-10 |
| 8 | 026553 | SCREW 8-32 x 3/8 PH PHS | SC11-18 |
| 2 | 029913 | SCREW 6-32 x 3/16 PHP ZI | SC19,20 |
| 4 | 016440 | STANDOFF 6-32 x 1 x 1/4 | SF1-4 |
| 2 | 026479 | SWITCH DPST ROCKER | SW1,2 (PWR/STBY) |
| 1 | 018343 | TRANSFORMER OUTPUT | T2 |
| 1 | 029032 | TRANSFORMER POWER | T1 (120V) |
| 1 | 029035 | TRANSFORMER POWER | T1 (EXPORT) |
| 2 | 013341 | VACUUM TUBE 7025/12AX7 | V101,102 |
| 1 | 023531 | VACUUM TUBE 12AT7 | V103 |
| 2 | 023556 | VACUUM TUBE 6L6GC | V104,105 |
| 8 | 026564 | WASHER FLAT .284 x .502 | WW1-8 |
| 1 | 036761 | WIRE SET CHASSIS | WS2 |
| 2 | 025737 | FASTON .250 x .032 STR | FT1,2 (FOR WS2) |
| 4 | 026475 | FASTON .250 x .032 RTANG | FT3-6 (FOR WS2) |
| 2 | 010735 | FASTON .205 x .020 | FT7,8 (FOR WS2) |

<<< CABINET ASSEMBLY >>>

| QTY | PART # | DESCRIPTION | REFERENCE DESIGNATION |
|-----|--------|--------------------------|-----------------------|
| 1 | 036139 | CABINET COMPLETE | CT1 (SUPER 112) |
| 1 | 036742 | CABINET COMPLETE | CT1 (SUPER 210) |
| 1 | 029992 | CABINET COMPLETE | CT1 (SUPER HEAD) |
| 2 | 026568 | CORNER 3-HOLE | CO1,2 |
| 4 | 026566 | CORNER 2-HOLE | CN1-4 |
| 1 | 026570 | COVERING VINYL | CV1 |
| 4 | 019275 | GLIDE INSERT | GL1-4 |
| 4 | 019276 | GLIDE | CG1-4 |
| 1 | 036140 | GRILLE CLOTH FRAME ASS'Y | GL1 (SUPER 112/210) |
| 1 | 029993 | GRILLE CLOTH FRAME ASS'Y | GL1 (SUPER HEAD) |
| 1 | 026319 | GRILLE CLOTH, GRAY | GC1 |
| 1 | 027846 | HANDLE | HL1 |
| 1 | 032524 | HANDLE INSERT | HD1 |
| 2 | 019279 | HANDLE CAP | HC1 |
| 1 | 011298 | NAME PLATE FENDER | NP1 |
| 2 | 022152 | SCREW 3 x 1/2 OV BLK | SC21,22 (NAME PLATE) |
| 4 | 022244 | SCREW 10 x 32 NI | SC22-25 (HANDLE MTG) |
| 10 | 026571 | SCREW 8 x 5/8 NI | SC26-35 (CORNER MTG) |
| 4 | 026625 | SCREW 8 x 1 | SC36-39 (GLIDE MTG) |
| 12 | 021972 | TEE NUT 10-32 | NT18-29 (HNDL & SPKR) |

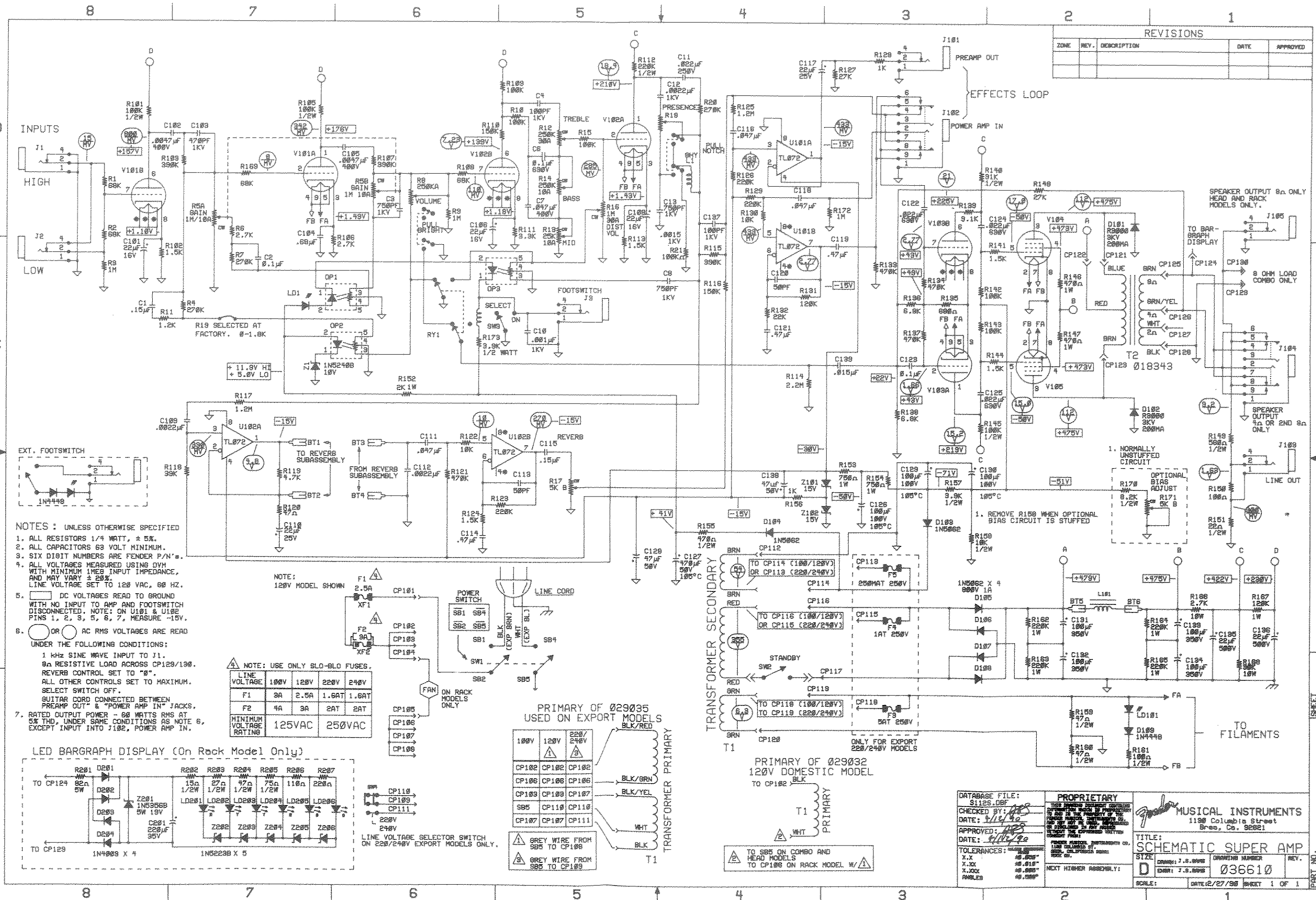
PARTS LIST PAGE 6 OF 6

<<< FOOTSWITCH ASSEMBLY >>>

| QTY | PART # | DESCRIPTION | REFERENCE DESIGNATION |
|-----|--------|---------------------------|-----------------------|
| 1 | 028890 | FOOTSWITCH ASS'Y 1 BUTTON | FT1 |
| 1 | 028895 | CABLE ASS'Y FOOTSWITCH | FC1 |
| 1 | 028781 | CIRCUIT BOARD ASS'Y | BK1 |
| 1 | 028780 | CIRCUIT BOARD FAB | BF1 |
| 1 | 006260 | DIODE SIGNAL 1N4448 | CR1 |
| 1 | 028039 | DIODE LED RED 5x5mm | LD1 |
| 1 | 028143 | END CAP RIGHT | EC1 |
| 1 | 028109 | END CAP LEFT | EC2 |
| 1 | 028891 | HOUSING MAIN | HS1 |
| 1 | 025929 | JACK PHONE MONO | J1 |
| 2 | 028781 | NUT HEX 15/32-32 NI | NT1,2 |
| 1 | 031647 | NUT M 12 x 1 | NT3 |
| 1 | 028782 | SCHEMATIC | SD1 |
| 8 | 028889 | SCREW SMB 6 x 1/4 PH | SC1-8 |
| 1 | 034921 | SPACER LED .78" | SP1 |
| 1 | 028714 | SWITCH PB PC SPDT | S1 |
| 1 | 034842 | TOP PLATE | TP1 |
| 1 | 031899 | WASHER NYLON | WS1 |

<<< MISCELLANEOUS >>>

| QTY | PART # | DESCRIPTION | REFERENCE DESIGNATION |
|-----|--------|---------------------------|-----------------------|
| 1 | 031911 | CABLE ASS'Y FAN | CF1 (SUPER RACK) |
| 1 | 022491 | CLAMP | CL1 |
| 4 | 029821 | EYELET | EY1-4 (REVERB MTG) |
| 1 | 029896 | FAN 115V | FN1 (SUPER RACK) |
| 8 | 025952 | KNOB POINTER RED | KN1-8 |
| 1 | 028055 | REVERB PAN 3 SPRING | RP1 |
| 4 | 026201 | RUBBER GROMMET | G1-4 |
| 4 | 017530 | SCREW M 8-32 x 3-1/4 OV | SC40-43 (CHASSIS MTG) |
| 8 | 026577 | SCREW M 10-32 x 1 PHP BLK | SC44-51 (SPEAKER MTG) |
| 8 | 029828 | SCREW 8 x 3/4 | SC51-58 (REV & CHASS) |
| 4 | 036112 | SCREW | SC59-62 (BACK MTG) |
| 1 | 026488 | SPEAKER 12" | SP1 (SUPER 112) |
| 2 | 036746 | SPEAKER 10" <i>16 OHM</i> | SP1,2 (SUPER 210) |
| 1 | 036726 | TUBE PLACEMENT CHART | TL1 |
| 1 | 036611 | SCHEMATIC DIAGRAM | SD1 |
| 1 | 036612 | SERVICE DIAGRAM | SV1 |
| 1 | 036704 | OWNERS MANUAL | OM1 |

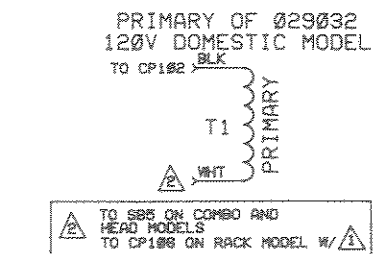
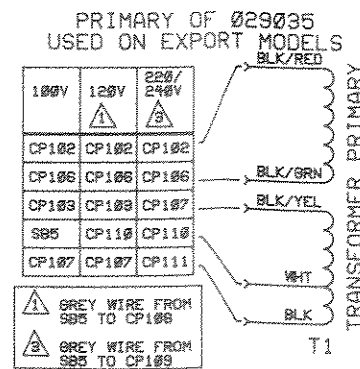
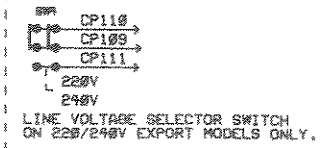
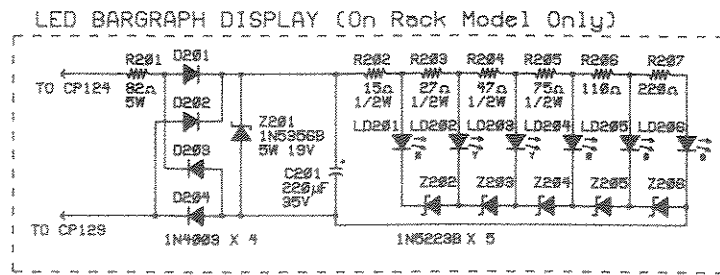


| REVISIONS | | | | |
|-----------|------|-------------|------|----------|
| ZONE | REV. | DESCRIPTION | DATE | APPROVED |
| | | | | |

- NOTES: UNLESS OTHERWISE SPECIFIED
1. ALL RESISTORS 1/4 WATT, ± 5%.
 2. ALL CAPACITORS 63 VOLT MINIMUM.
 3. SIX DIGIT NUMBERS ARE FENDER P/N'S.
 4. ALL VOLTAGES MEASURED USING DVH WITH MINIMUM 1MEG INPUT IMPEDANCE, AND MAY VARY ± 20%. LINE VOLTAGE SET TO 120 VAC, 60 HZ.
 5. DC VOLTAGES READ TO GROUND WITH NO INPUT TO AMP AND FOOTSWITCH DISCONNECTED. NOTE: ON U101 & U102 PINS 1, 2, 3, 5, 6, 7, MEASURE -15V.
 6. AC RMS VOLTAGES ARE READ UNDER THE FOLLOWING CONDITIONS:
 - 1 kHz SINE WAVE INPUT TO J1.
 - 8Ω RESISTIVE LOAD ACROSS CP129/130.
 - REVERB CONTROL SET TO "0".
 - ALL OTHER CONTROLS SET TO MAXIMUM.
 - SELECT SWITCH OFF.
 - GUITAR CORD CONNECTED BETWEEN PREAMP OUT* & "POWER AMP IN" JACKS.
 7. RATED OUTPUT POWER - 60 WATTS RMS AT 5% THD, UNDER SAME CONDITIONS AS NOTE 6, EXCEPT INPUT INTO J102, POWER AMP IN.

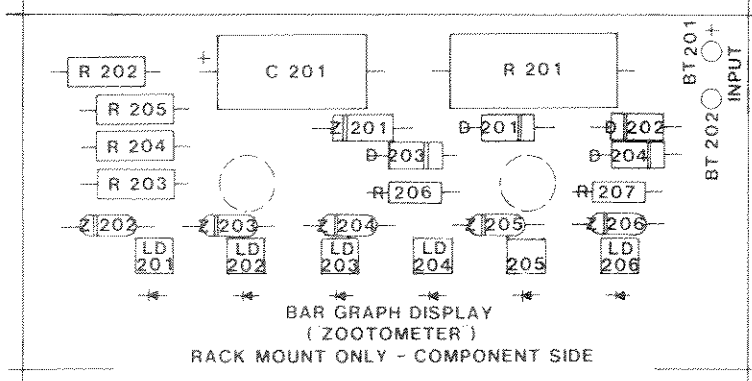
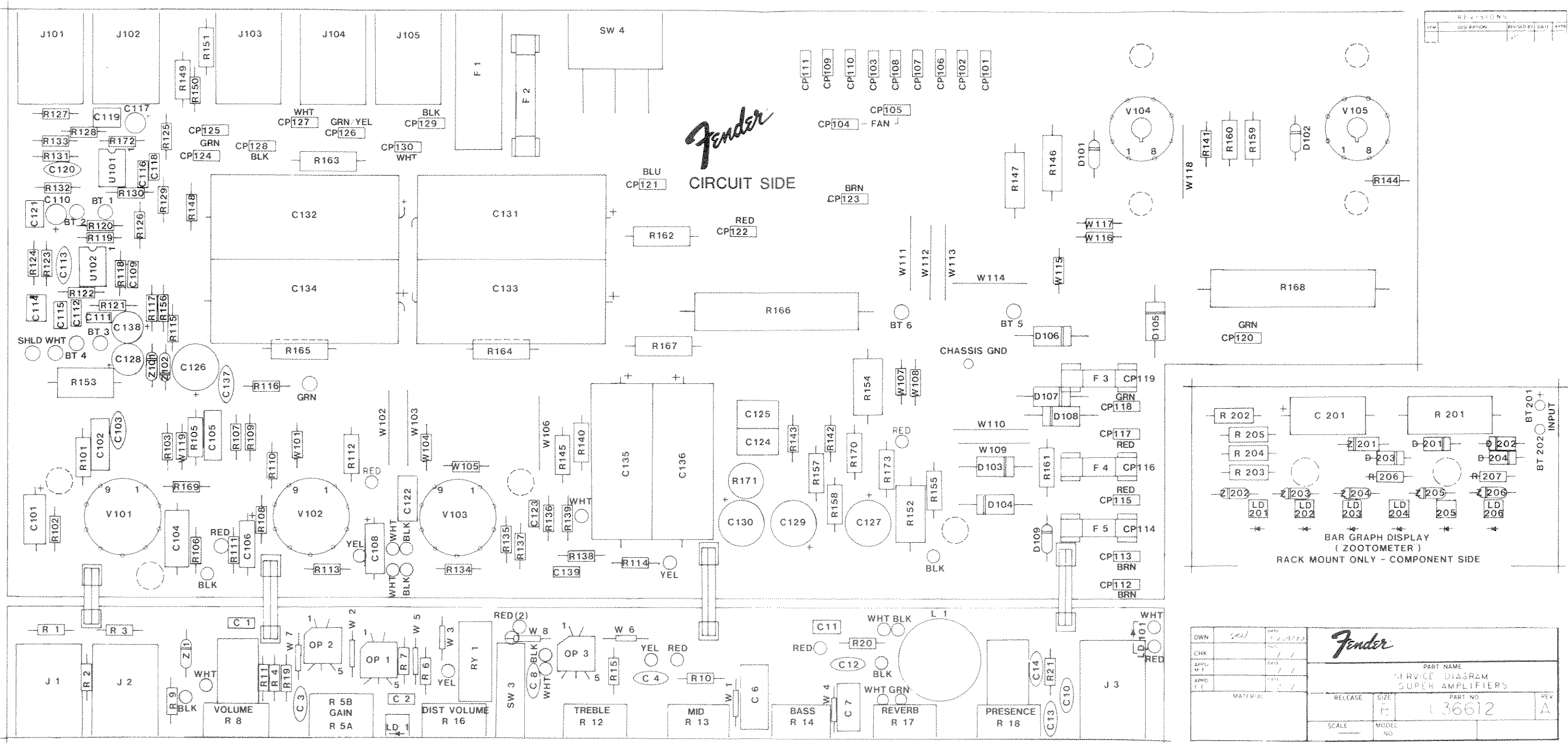
NOTE: USE ONLY SLO-BLO FUSES.

| LINE VOLTAGE | 100V | 120V | 220V | 240V |
|------------------------|--------|--------|-------|-------|
| F1 | 3A | 2.5A | 1.6AT | 1.6AT |
| F2 | 4A | 3A | 2AT | 2AT |
| MINIMUM VOLTAGE RATING | 125VAC | 250VAC | | |



| | | |
|---|--|--|
| DATABASE FILE: 8128.DBF CHECKED BY: J.S. DATE: 3/12/92 APPROVED: J.S. DATE: 3/12/92 TOLERANCES: 1% UNLESS OTHERWISE SPECIFIED 0.1% UNLESS OTHERWISE SPECIFIED 0.05% UNLESS OTHERWISE SPECIFIED 0.02% UNLESS OTHERWISE SPECIFIED | PROPRIETARY THIS DESIGN IS THE PROPERTY OF FENDER MUSICAL INSTRUMENTS. NO PART OF THIS DESIGN IS TO BE REPRODUCED OR TRANSMITTED IN ANY FORM OR BY ANY MEANS, ELECTRONIC OR MECHANICAL, INCLUDING PHOTOCOPYING, RECORDING, OR BY ANY INFORMATION STORAGE AND RETRIEVAL SYSTEM, WITHOUT THE WRITTEN PERMISSION OF FENDER MUSICAL INSTRUMENTS. | FENDER MUSICAL INSTRUMENTS 1128 Columbia Street Brea, Ca. 92603 TITLE: SCHEMATIC SUPER AMP SIZE: D SCALE: 1/16" = 1" DATE: 2/27/92 SHEET 1 OF 1 |
|---|--|--|

PART NO. 0036610000



| | | | |
|----------|------|------------------|-----------|
| DWN | DATE | Fender | |
| CHR | REV | PART NAME | |
| APPL | DATE | SERVICE DIAGRAM | |
| APPR | DATE | SUPER AMPLIFIERS | |
| MATERIAL | | RELEASE | SIZE |
| | | PART NO. 36612 | |
| | | SCALE | MODEL NO. |