

For General Purpose Amplifiers

Type No.	Case	Pol	BV _{DGO} min. V	IGSS max. nA	IDSS min. mA	Y _{fs} min. μ mho	V _{GS} max. V	C _{iss} max. pF	C _{rss} max. pF	NF max. dB	Notes
TIS58	TO92	N	25	4	2.5	1300	5	6	3		Available with IDSS groups
TIS59	TO92	N	25	4	6	2300	9	6	3		
BF244	TO92	N	30	5	2*	3000	7.5	6	2		BF245 TO18 pin circle BF245A TO18 pin circle BF245B TO18 pin circle BF245C TO18 pin circle
BF244A*	TO92	N	30	5	2*	3000	2.2	6	2		
BF244B*	TO92	N	30	5	6*	3000	3.8	6	2		
BF244C*	TO92	N	30	5	12*	3000	7.5	6	2		
2N3819	TO92	N	25	2	2	2000	7.5	8	4		
2N3820	TO92	P	20	20	0.3	800	7.9	32	16		
2N5460	TO92	P	40	5	1	1000	6	7	2	2.5	A5T5460 TO18 pin circle

* 2:1 IDSS Range

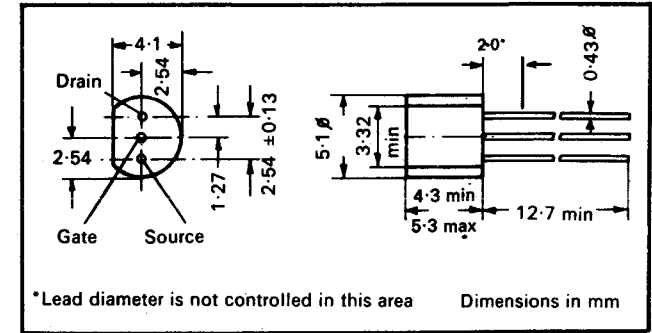
For VHF Amplifiers and Mixers

Type No.	Case	IGSS max. nA	V _p max. V	C _{iss} max. pF	C _{rss} max. pF	Y _{fs} min. μ mho	G _{ps} min. dB	NF max. dB	Notes			
TIS88A	TO92	1	6	4.5	1	4000	400	4	2N5245 TO18 pin circle			
BF246	TO92	5	14	15	3.5	8000	1kHz	1.6 typ	100			
BF256LA*	TO92	5	7.5	4.5	1.2	4500	14 typ	800	7.5 typ	800	BF256A TO18 pin circle	
BF256LB*	TO92	5	7.5	4.5	1.2	4500	14 typ	800	7.5 typ	800	BF256B TO18 pin circle	
BF256LC*	TO92	5	7.5	4.5	1.2	4500	14 typ	800	7.5 typ	800	BF256C TO18 pin circle	
2N5245	TO18 Silect	1	6	4.5	1	4000	400	10	400	4	400	TIS88A TO92 pin circle
2N5246		1	4	4.5	1	2500	400					
2N5247		1	8	4.5	1	4000	400					

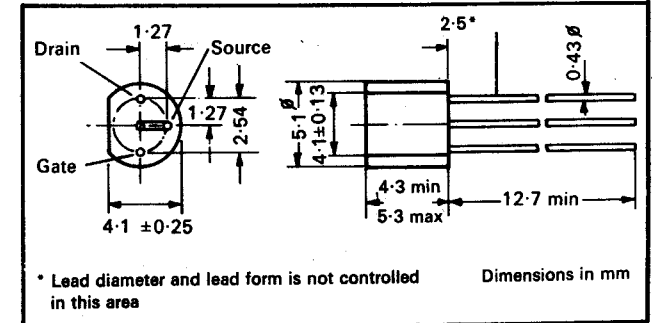
For Chopping and Switching

Type No.	Case	Pol	BV _{GSS} min. V	IGSS max. nA	rds (on) max. ohms	C _{iss} max. pF	C _{rss} max. pF	ID (off) max. nA	IDSS min. mA	V _p max. V	t _{on} max. ns	Notes
TIS73L	TO92	N	30	2	25	18	8	2	50	10	9	TIS73 TO18 pin circle
TIS74L	TO92	N	30	2	40	18	8	2	20	6	10	TIS74 TO18 pin circle
TIS75L	TO92	N	30	2	60	18	8	2	8	4	20	TIS75 TO18 pin circle
2N5461	TO92	P	40	5	800	7	2	—	2	7.5	—	A5T4261 TO18 pin circle
2N5462	TO92	P	40	5	400	7	2	—	4	9.0	—	A5T4262 TO18 pin circle

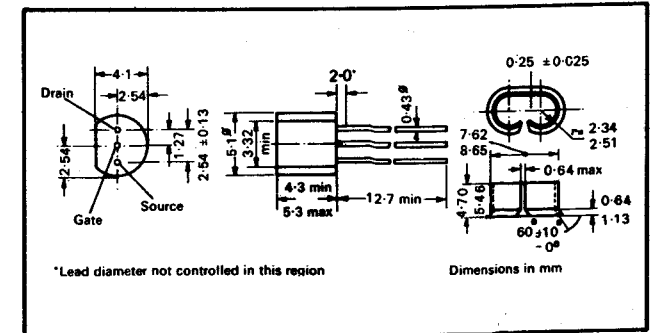
Case Outlines



TO-92



TO-18 pin circle



2XTO-92