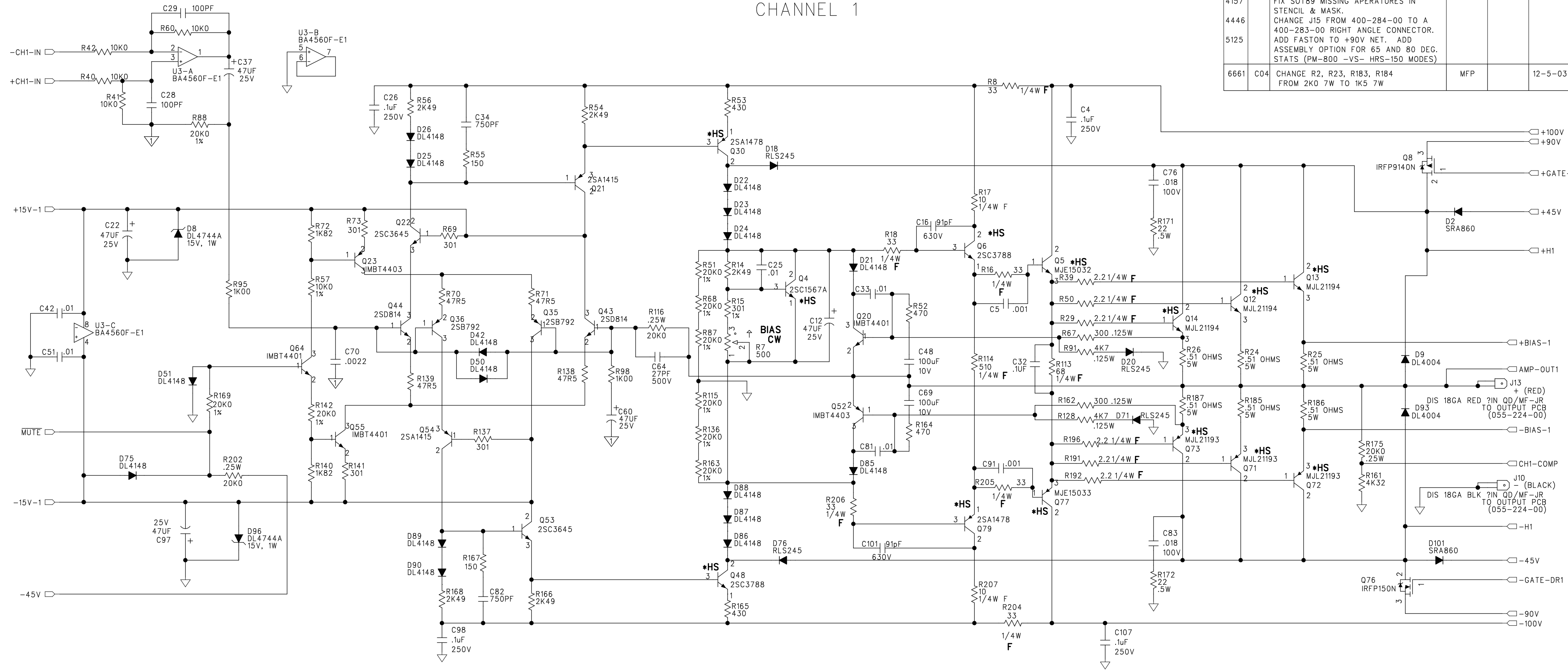


DWG. NO.	990-193-00	SHT	1	REV:	C04	1
ECO#	REV:	DESCRIPTION	REV. BY:	APP. BY:	DATE	
	A	RELEASE TO PRODUCTION	CDJ		12-2-98	
2155	B	ADD SUB-ASSY 080-131,132 TO BOM	WGW		2-18-99	
2172		Chg product to accept 2ohm load. FIX BUZZ BY CHANGING GND				
2235	C	CHANGE R125 & R161 FROM 1K00 TO 4K32 (COMPRESSOR SENSITIVITY). ADD ADHESIVE (730-038-00) TO BOM (QTY-A/R).	CDJ		4-1-02	
2518		CHANGE U3, U4 FROM 320-012-00 TO 320-020-00.				
2718		CHANGE U3, U4 FROM 320-012-00 TO 320-020-00.				
2728		REPLACE C13, C16, C100, C101 WITH MORE RELIABLE 200-058-02 HV FILMS.				
4132		CHANGE U3, U4 FROM 320-020-00 TO 320-014-00.				
4157		FIX SOT89 MISSING APERTURES IN STENCIL & MASK.				
4446		CHANGE J15 FROM 400-284-00 TO A 400-283-00 RIGHT ANGLE CONNECTOR.				
5125		ADD FASTON TO +90V NET. ADD ASSEMBLY OPTION FOR 65 AND 80 DEG. STATS (PM-800 -VS- HRS-150 MODES)				
6661	C04	CHANGE R2, R23, R183, R184 FROM 2K0 7W TO 1K5 7W	MFP		12-5-03	

CHANNEL 1

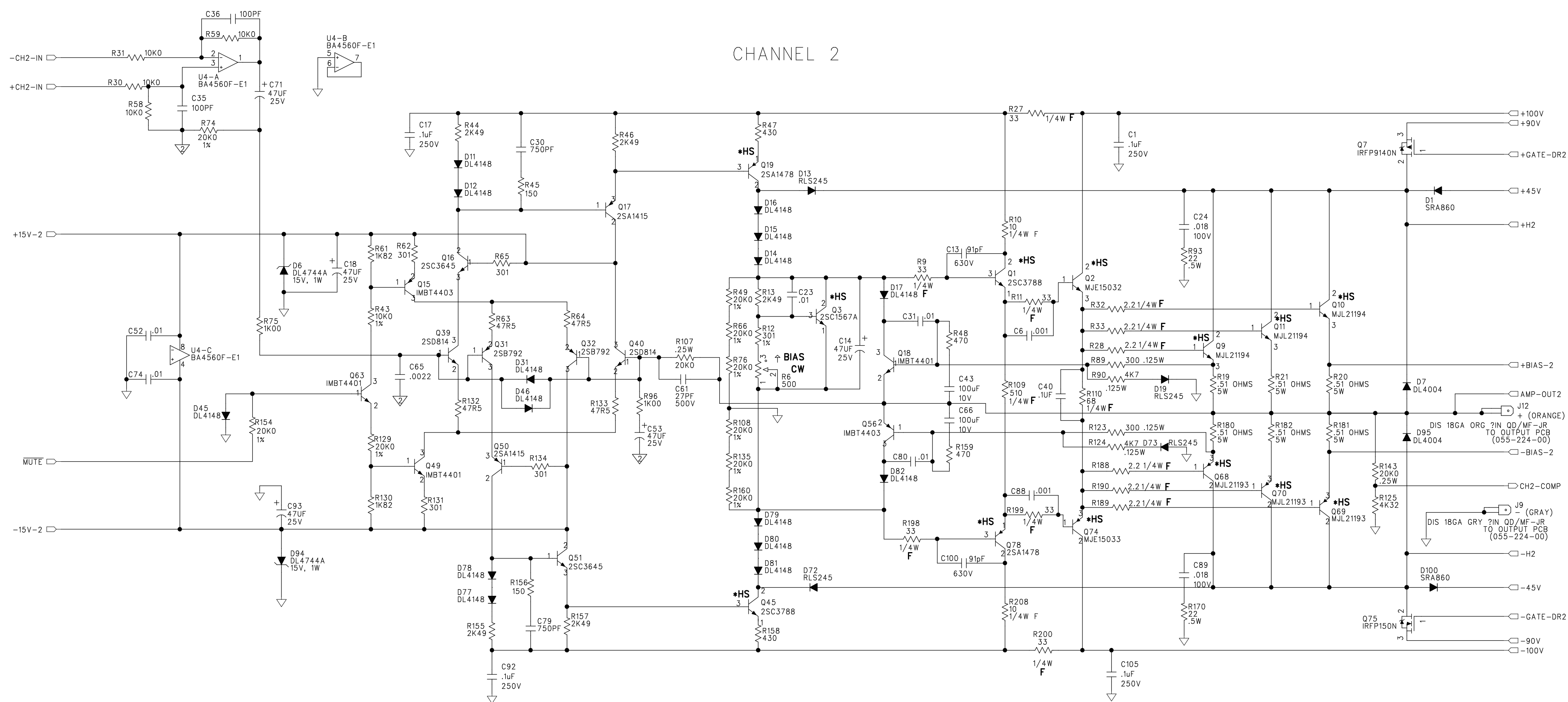


- LBL1 SEE TABLE ON SHEET 4
- QTY A/R JET MELT 3M 3779-Q 730-038-00
- Z12 450-193-02 POWERED MIXER 800W AMP

©2002 MACKIE DESIGNS INC.  
ALL RIGHTS RESERVED  
THE INFORMATION CONTAINED HEREIN IS PROPRIETARY AND CONFIDENTIAL PROPERTY OF MACKIE DESIGNS INC.

APPROVALS	DATE	 Mackie Designs Inc. Woodinville, Wa. <b>SCHEMATIC, POWER MIXER 400W/400W AMP AMPLIFIER-1</b>
DRAWN: WGW	7-1-98	
CHECKED: Col P	12-18-98	
MP ENG: CJ	12-18-98	
MATERIAL:		
MFG:		
MFG ENG: Leigh	12-18-98	SIZE: D SCALE: NONE DWG. NO. 990-193-00 REV. C04
ISSUED:		DWG FILE: SHEET 1 OF 4

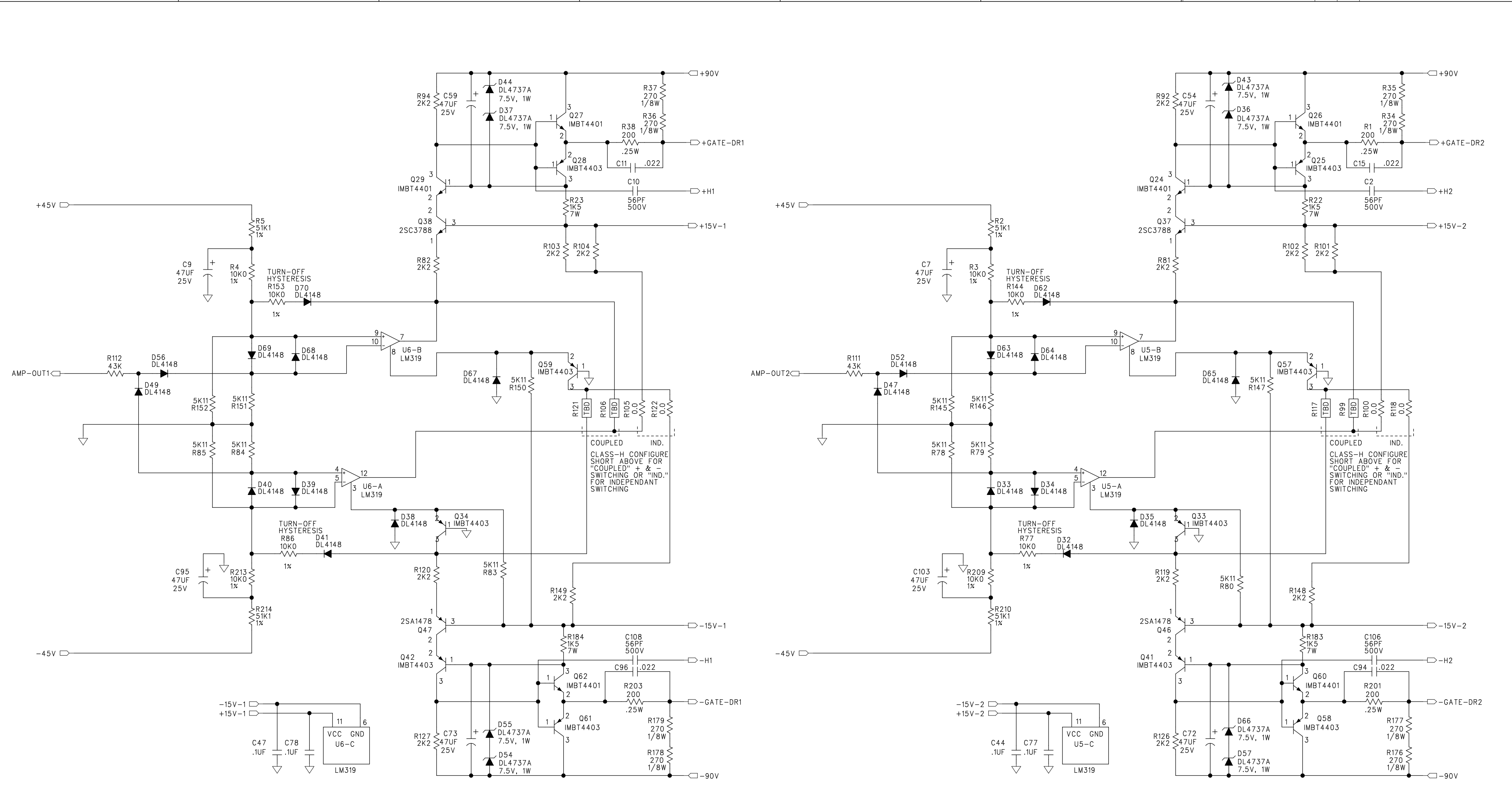
CHANNEL 2



**MACKIE.**  
Mackie Designs Inc. Woodinville, Wa.

SCHEMATIC, POWER MIXER  
400W/400W AMP  
AMPLIFIER-2

SIZE: D	SCALE: NONE	DWG. NO. 990-193-00	REV. C04
DWG FILE:		SHEET 2 OF 4	



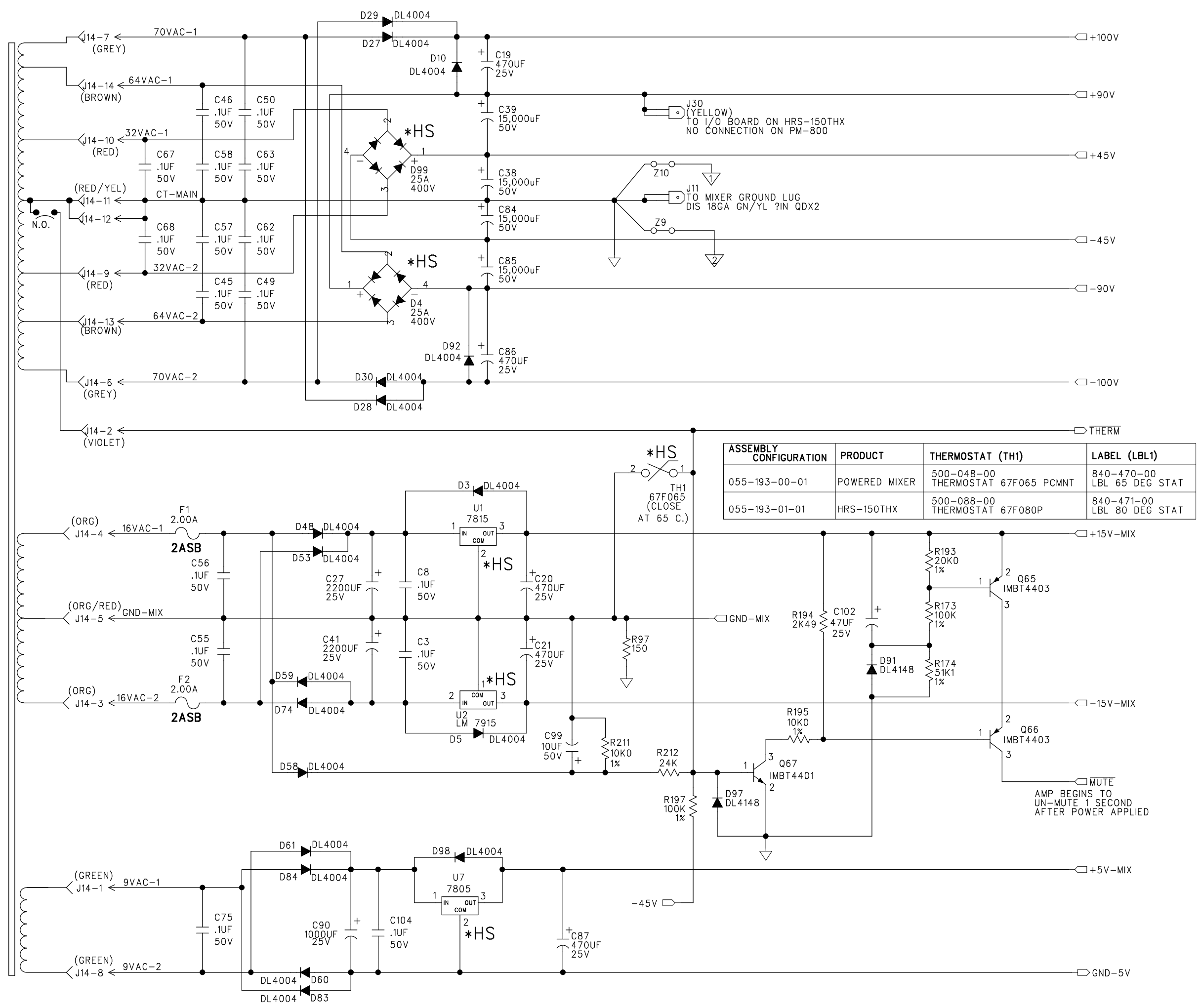
**MACKIE**  
Mackie Designs Inc. Woodinville, Wa.

SCHEMATIC, POWER MIXER  
400W/400W AMP  
CLASS-H SWITCHING

SIZE	SCALE: NONE	DWG. NO.	990-193-00	REV.	C04
DWG FILE:			SHEET 3 OF 4		

- TO MIXER**
- J15-1 ← +15V-MIX
  - J15-2 ← GND-MIX
  - J15-3 ← -15V-MIX
  - J15-4 ← +5V-MIX
  - J15-5 ← GND-5V
  - J15-6 ← +CH2-IN
  - J15-7 ← -CH2-IN
  - J15-8 ← -CH1-IN
  - J15-9 ← +CH1-IN
  - J15-10 ← NC
  - J15-11 ← CH2-COMP
  - J15-12 ← CH1-COMP

- TEST POINTS**
- J8 ○ +100V
  - J7 ○ +90V
  - J6 ○ +45V
  - J27 ○ +15V-MIX
  - J28 ○ +5V-MIX
  - J29 ○ -15V-MIX
  - J5 ○ -45V
  - J4 ○ -90V
  - J3 ○ -100V
  - J26 ○
  - J19 ○ THERM
  - J18 ○ MUTE
  - J25 ○ AMP-OUT1
  - J24 ○ +BIAS-1
  - J23 ○ -BIAS-1
  - J2 ○ +H1
  - J17 ○ -H1
  - J20 ○ AMP-OUT2
  - J21 ○ +BIAS-2
  - J22 ○ -BIAS-2
  - J1 ○ +H2
  - J16 ○ -H2



ASSEMBLY CONFIGURATION	PRODUCT	THERMOSTAT (TH1)	LABEL (LBL1)
055-193-00-01	POWERED MIXER	500-048-00 THERMOSTAT 67F065 PCMNT	840-470-00 LBL 65 DEG STAT
055-193-01-01	HRS-150THX	500-088-00 THERMOSTAT 67F080P	840-471-00 LBL 80 DEG STAT

**MACKIE**  
Mackie Designs Inc. Woodinville, Wa.

**SCHEMATIC, POWER MIXER  
400W/400W AMP  
POWER SUPPLY**

SIZE: D	SCALE: NONE	DWG. NO. 990-193-00	REV. C04
DWG FILE:		SHEET 4 OF 4	