

JC-90UT

JAZZ CHORUS

SERVICE NOTES

First Edition

Issued by RJA

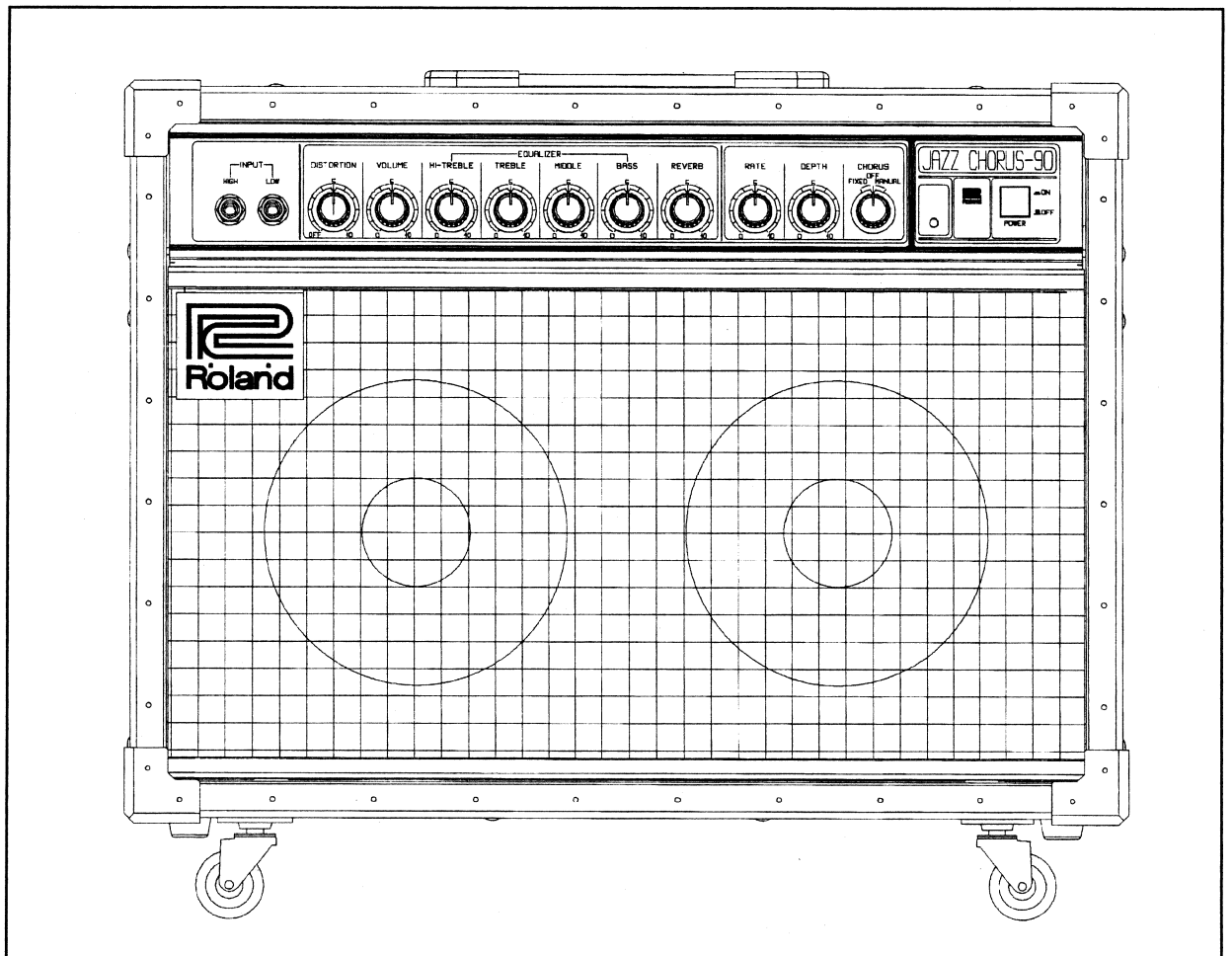
TABLE OF CONTENTS

SPECIFICATIONS
 LOCATION OF CONTROLS
 CHASSIS EXPLODED VIEW
 EXPLODED VIEW PARTS LIST
 PARTS LIST
 MAIN BOARD ASSY CIRCUIT BOARD
 MAIN BOARD ASSY CIRCUIT DIAGRAM
 WIRING DIAGRAM
 CHANGE INFORMATION.....

目次

主な仕様 2
 パネル配置図 3
 シャーシ分解図 4
 分解図パーツリスト 5
 パーツリスト 6 ~ 8
 MAIN BOARD ASSY 基板図 9
 MAIN BOARD ASSY 回路図 10、11
 配線図 12
 変更案内 12

Page



Copyright © 1997 by ROLAND CORPORATION

All rights reserved. No part of this publication may be reproduced in any form without the written permission of ROLAND CORPORATION.

本書の一部、もしくは全部を無断で複写・転載することを禁じます。

SPECIFICATIONS / 主な仕様

- ◎Rated Power Output/定格出力 : 80 W (40 W/ 8 ohm + 40 W/ 8 ohm)
- ◎Nominal Input Level/規定入力レベル : (@ 1 kHz)
 - INPUT HIGH -31 dBm
 - INPUT LOW -19 dBm
 - EFFECT RETURN -10 dBm
- ◎Nominal Output Level/規定出力レベル : (@ 1 kHz)
 - EFFECT SEND -10 dBm
 - LINE OUT 0 dBm

0 dBm = 0.775 Vms
- ◎Speakers/スピーカー : 25 cm (10 inches) x 2
- ◎Controls/コントロール : DISTORTION Knob
 - VOLUME Knob
 - HI-TREBLE Control Knob
 - TREBLE Control Knob
 - MIDDLE Control Knob
 - BASS Control Knob
 - REVERB Knob
 - RATE Knob
 - DEPTH Knob
 - CHORUS Switch(FIXED/OFF/MANUAL)
 - POWER Switch
- ◎Connectors/接続端子 : Input Jacks (HIGH, LOW)
 - FOOT SWITCH Jacks
 - (CHORUS, REVERB, DISTORTION)
 - EFFECT SEND Jack
 - EFFECT RETURN Jacks (L(MONO), R)
 - LINE OUT Jacks (L(MONO), R)
 - PHONES Jack
- ◎Power Supply/電源 : AC 100 V, 117 V, 230 V, 240 V
- ◎Power Consumption/消費電力 : 60 W (AC 100 V), 80 W (AC 117 V, 230 V, 240 V)
- ◎Dimensions/外形寸法 : 595 (W)x 274 (D)x 508 (H) mm
 - 23-7/16 (W) x 10-13/16 (D) x 20 (H) inches
 - (includes caster wheels)
- ◎Weight/重量 : 22 kg / 48 lbs 9 oz
- ◎Accessories/付属品 : Owner's Manual English (#17055089)
 - Owner's Manual Japanese (#17055090)
 - Caster x 4
- ◎Options/別売品 : Footswitch : FS-5L (BOSS)

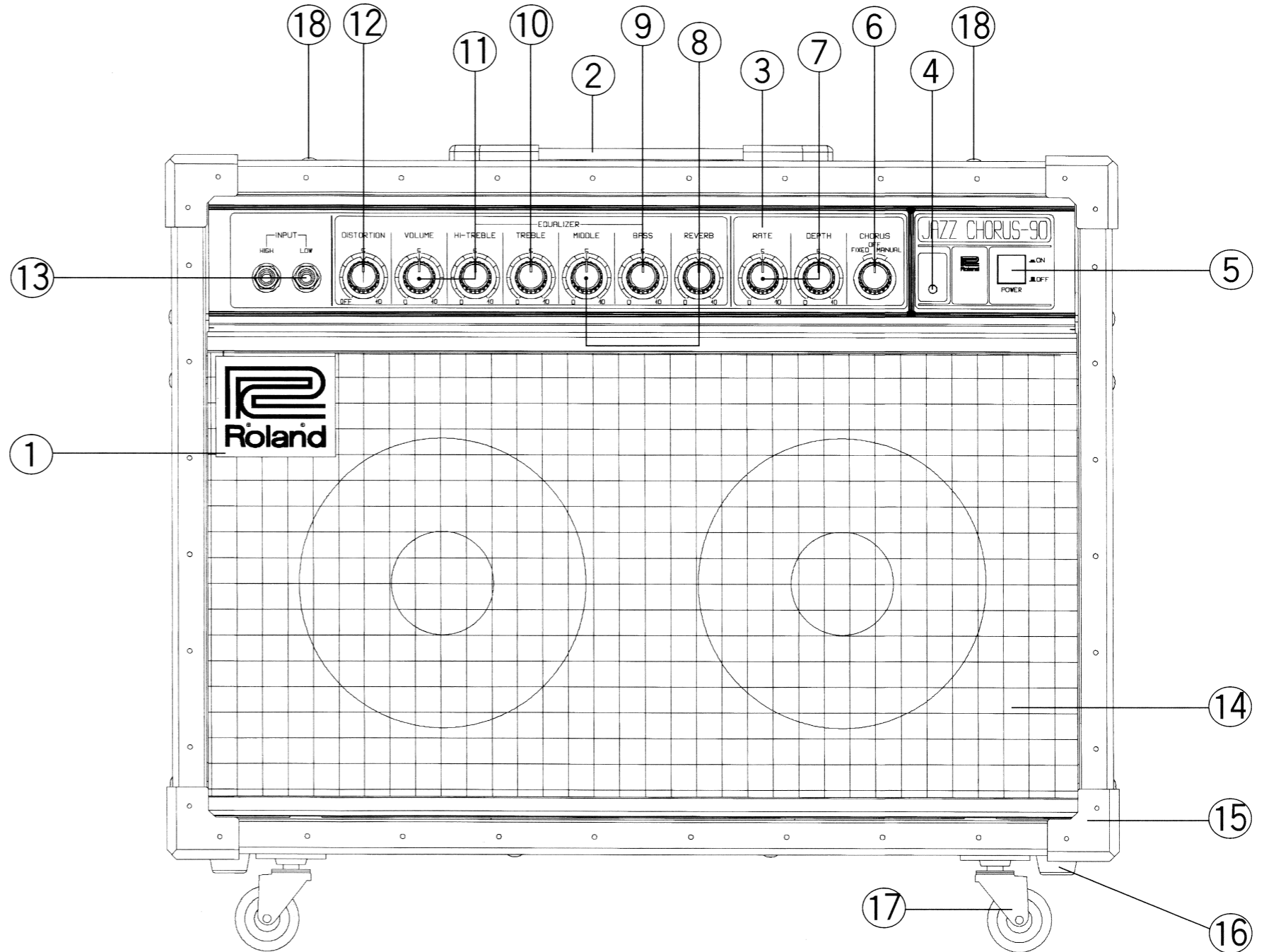
LOCATION OF CONTROLS / パネル配置図

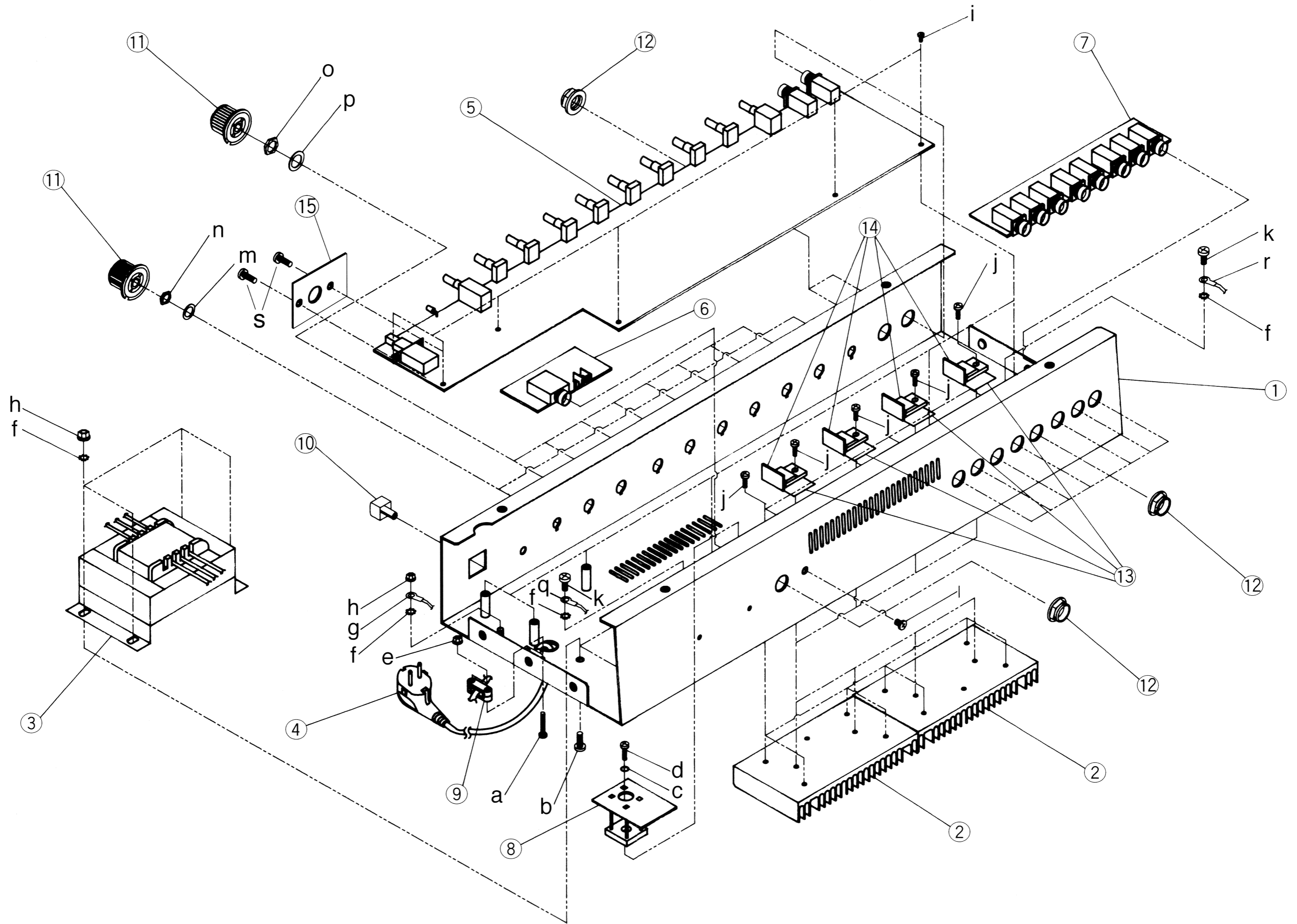
[PARTS]

No.	PART No.	PART NAME
①	22510402	BADGE G.AMP 61
②	22310207	HANDLE H-40 WITH ESCUTCHEON
③	G2817116	CHASSIS
④	15029301	LED LN-21RPH RED
⑤	13129160	AC SW SDDL B1 TV-5 5A/250
	22495565	FS-BUTTON MX BLK
⑥	00122390	ROTARY SW SRBM23N-15-16
⑦	13289217	ROTARY VR RK09L1120 100KB
⑧	13289229	ROTARY VR RK09L1120 10KB
⑨	00122301	ROTARY VR RK09L1120 250KA
⑩	00122290	ROTARY VR RK09L1120 250KB
⑪	00122289	ROTARY VR RK09L1120 1MB
⑫	00565867	ROTARY VR RK0971111 50KC with SW
⑬	13449149	JACK YKB21-5011
	2215075600	JACK NUT #756
⑭	17055091	JC-90UT CABINET ASSY
⑮	22340202	PROTECTION CORNER
⑯	12359104	RUBBER FOOT MP-600
⑰	00677923	CASTER 3020-11R
⑱	40010601	ORIGINAL TRUSS MACHINE SCREW M5x35 BZC

(No numbers in figure/図番号なし)

13449252	JACK YKB21-5006 (for REAR PANEL PHONES JACK)
13449149	JACK YKB21-5011 (for REAR PANEL, except PHONES JACK)
2215075600	JACK NUT #756 (for REAR PANEL)
17055086	JC-90UT REAR BOARD
40232001	SCREW #10-32X1 1/4" (for REAR BOARD)
17055028	REVERB UNIT 8DB2C1E
17055041	#6X3/4" THP TYPE A BLACK OXIDE (for REVERB UNIT)
17055087	JC-90UT SPEAKER 10" G1008D12
40231967	SPEAKER LABEL





EXPLODED VIEW PARTS LIST / 分解図パーツリスト

[PARTS]

No.	PART No.	PART NAME
①	G2817116	CHASSIS
②	G2467409	HEAT SINK
③	G245713701	TRANSFORMER 100V / 117V
	G2457138	TRANSFORMER 230V / 240V
④	G3497123	AC CORD VCTF 100V
	G349712401	AC CORD SJT 117V
	G3497125	AC CORD SY010 230V
	13499111	AC CORD 4622-001-0886 230VE
	G3497126	AC CORD FC-305 240VA
⑤	01230556	MAIN BOARD ASSY 1/8 230V / 240V
⑥	01230556	MAIN BOARD ASSY 8/8 230V / 240V
⑦	01230556	MAIN BOARD ASSY 2/8 230V / 240V
⑧	01230556	MAIN BOARD ASSY 7/8 230V / 240V
⑨	12369410RT	CORD HOLDER 1702B
⑩	22495565	F S-BUTTON MX BLK
⑪	22485314	JC-KNOB
⑫	2215075600	JACK NUT #756
⑬	G2257113	INSULATING SHEET
⑭	01230556	MAIN BOARD ASSY 3/8 230V / 240V
	01230556	MAIN BOARD ASSY 4/8 230V / 240V
	01230556	MAIN BOARD ASSY 5/8 230V / 240V
	01230556	MAIN BOARD ASSY 6/8 230V / 240V
⑮	F2257201	FUSE BARRIER (117V only)

[SCREW]

No.	PART No.	PART NAME
a.	40012989	PAN MACHINE SCREW W/SW+PW M3x20 BZC
b.	40010345	BINDING MACHINE SCREW M4x10 BZC
c.	40011801	SPRING WASHER M3 ZC
d.	40010212	BINDING MACHINE SCREW M3x15 ZC
e.	40011756	FLANGE NUT M3 ZC
f.	40011889	EXT TOOTH WASHER M4 ZC
		AC CORD CHASSIS EARTH
		100V : NONE 117V : AC CORD EARTH 230V/240V : G3467128 WIRING HARNESS 20
h.	40011767	FLANGE NUT M4 ZC
i.	40010423	BINDING MACHINE SCREW
		W/INT TOOTH WASHER M3x8 BZC
j.	40012967	PAN MACHINE SCREW W/SW+PW M3x10 BZC
k.	40010334	BINDING MACHINE SCREW M4x8 BZC
l.	40010323	BINDING MACHINE SCREW M4x6 BZC
m.	17048651	VR ACCESSORY WASHER M7
n.	40128923	VR ACCESSORY NUT M7
o.	17048630	VR ACCESSORY NUT M9
p.	17048631	VR ACCESSORY WASHER M9
q.	G3487404	WIRING HARNESS 18
r.	G3467129	WIRING HARNESS 19
s.	40012945	PAN MACHINE SCREW W/SW + PW M3x6 BZC

PARTS LIST / パーツリスト

<p>SAFETY PRECAUTIONS:</p> <p>The parts marked Δ have safety-related characteristics. Use only listed parts for replacement.</p> <p>安全上の注意:</p> <p>Δが付いている部品は、安全上特別な規格でつくられたものです。交換の際は、注意をよく読み、指定された部品番号以外の部品は使わないようにして下さい。</p>	<p style="text-align: center;">CONSIDERATIONS ON PARTS ORDERING</p> <p>When ordering any parts listed in the parts list, please specify the following items in the order sheet.</p> <table style="width: 100%; border-collapse: collapse;"> <thead> <tr> <th style="width: 10%;"></th> <th style="width: 10%;">QTY</th> <th style="width: 20%;">PART NUMBER</th> <th style="width: 40%;">DESCRIPTION</th> <th style="width: 20%;">MODEL NUMBER</th> </tr> </thead> <tbody> <tr> <td>Ex.</td> <td>10</td> <td>22575241</td> <td>Sharp Key</td> <td>C-20/50</td> </tr> <tr> <td></td> <td>15</td> <td>2247017300</td> <td>Knob (orange)</td> <td>DAC-15D</td> </tr> </tbody> </table> <p>Failure to completely fill the above items with correct number and description will result in delayed or even undelivered replacement.</p> <p style="text-align: center;">パーツ発注に関するお願い</p> <p>オーダーシートには、必ず下記の4項目は正確に記入して下さい。(例外は除く)</p> <table style="width: 100%; border-collapse: collapse;"> <thead> <tr> <th style="width: 10%;"></th> <th style="width: 10%;">必要数</th> <th style="width: 20%;">パーツナンバー</th> <th style="width: 40%;">品名</th> <th style="width: 20%;">使用機種</th> </tr> </thead> <tbody> <tr> <td>例)</td> <td>10</td> <td>22575241</td> <td>Sharp Key</td> <td>C-20/50</td> </tr> <tr> <td></td> <td>15</td> <td>2247017300</td> <td>Knob (orange)</td> <td>DAC-15D</td> </tr> </tbody> </table> <p>もし記入漏れ、誤記等がある場合、必要部品が発送出来なかったり、大幅な遅れの原因になります。御協力をお願いします。</p>		QTY	PART NUMBER	DESCRIPTION	MODEL NUMBER	Ex.	10	22575241	Sharp Key	C-20/50		15	2247017300	Knob (orange)	DAC-15D		必要数	パーツナンバー	品名	使用機種	例)	10	22575241	Sharp Key	C-20/50		15	2247017300	Knob (orange)	DAC-15D
	QTY	PART NUMBER	DESCRIPTION	MODEL NUMBER																											
Ex.	10	22575241	Sharp Key	C-20/50																											
	15	2247017300	Knob (orange)	DAC-15D																											
	必要数	パーツナンバー	品名	使用機種																											
例)	10	22575241	Sharp Key	C-20/50																											
	15	2247017300	Knob (orange)	DAC-15D																											

NOTE: The parts marked # are new (initial parts)
注意: #が付いた部品は新規部品です。

MB: MAIN BOARD
DIB: DI BOARD
JB: JACK BOARD
PB: PHONES BOARD

CABINET / キャビネット

17055091 JC-90UT CABINET ASSY

NOTE: Replacement CABINET ASSY includes the following parts
注意: 補修用 CABINET ASSY は下記の部品を含みます。

22310207	HANDLE H-40 WITH ESCUTCHEON
22340202	PROTECTION CORNER
12359104	RUBBER FOOT MP-600
00677923	CASTER 3020-11SR
22510402	BADGE G.AMP 61

17055086 JC-90UT REAR BOARD

CHASSIS / シャーシ

G2817116 CHAISSIS
 Δ G2467409 HEAT SINK

KNOB, BUTTON / ツマミ, ボタン

22485314 JC-KNOB
22495565 F S-BUTTON MX BLK

SWITCH / スイッチ

Δ 13129160 AC SW SDDL B1 TV-5 5A/250V SW2 on MB
00122390 ROTARY SW SRBM23N-15-16 SW1 on MB

JACK / ジャック

13449149 JACK YKB21-5011 JK1, JK2 on MB
13449252 JACK YKB21-5006 JK3~JK10 on JB
JK101 on PB

SPEAKER / スピーカー

Δ 17055087 JC-90UT SPEAKER 10 INCH G1008D12
40231967 SPEAKER LABEL

PCB ASSY / 基板完成品

01230556 MAIN BOARD ASSY 230V / 240V

NOTE1: Replacement MAIN BOARD ASSY includes the following PCB.
注意1: 補修用 MAIN BOARD ASSY は下記の基板を含みます。
JACK BOARD ASSY
DI BOARD ASSY
PHONES BOARD ASSY

NOTE2: Replacement MAIN BOARD ASSY is 230V/240V version only.
230V/240V version differs from 100V/117V version only in fuse system.
When using MAIN BOARD ASSY for 100V/117V version, replace fuse. (refer to TABLE A)

TABLE A

	F1	
100V / 117V	5B 5X20	4AX125V (PNo.12559444)
230V / 240V	5ST 5X20	1.6AX250V (PNo.12559430RT)

IC

15189250 OP.AMP M5218AL IC1~5, IC8, IC9 on MB
15219205 BBD MN3007 IC6 on MB
15169504 BIPOLAR MN3101 IC7 on MB

TRANSISTOR/トランジスタ

△	15119604	2SB649AC	Q11 on MB
△	15129604	2SD669AC	Q9 on MB
△	15129426	2SC2235Y	Q25, Q27 on MB
△	15119423	2SA965Y	Q24, Q26 on MB
△	15119158	2SA970GR	Q16, Q17 on MB
△	01341389	2SC5197-0 (2SC3181NO)	Q28~Q31 on MB
	15129114	2SC1815GR	Q1~Q3, Q5, Q7, Q10 on MB
	15119158	2SA970GR	Q6, Q12, Q13, Q14, Q18 on MB
	15129437	2SC2705Y	Q15, Q19 on MB
	15139112	2SK246GR	Q4, Q8, Q20, Q22 on MB
	15129192	2SC2240GR	Q21, Q23 on MB

RESISTOR/抵抗

# △	F3829805	METAL OXIDE FILM 100Ω 1W	R201, 202 on PB
# △	F3829804	METAL OXIDE FILM 200Ω 1W	R203, 204 on PB
△	F3839501	CEMENT 330Ω 2W	R95 on MB
△	F3839101	CEMENT 200Ω 2W	R89 on MB
△	F3839181	CEMENT 0.33Ω 5W	R129, R131, R158, 159 on MB
△	12559821RT	FUSIBLE 330Ω 1/2W	R128, R139, R156, R157 on MB

DIODE/ダイオード

	15019169	DIODE 1SS133	D1~4, 9~15 on MB
	15029301	LED LN-21RPH RED	LED1, D5, D6 on MB
△	15019560	ZENER DIODE RD16EB2	ZD1, ZD2 on MB
△	F5019203	DIODE 1N4004	SD1, SD2, SD3, SD4 on MB
△	F5019205	BRIDGE DIODE CP1002 10A/200V	D17 on DIB

POTENTIOMETER/ポリューム

	00122289	ROTARY VR RK09L1120 1MB	VR2, VR3 on MB
	00122290	ROTARY VR RK09L1120 250KB	VR4 on MB
	00122301	ROTARY VR RK09L1120 250KA	VR6 on MB
	13289217	ROTARY VR RK09L1120 100KB	VR8, VR9 on MB
	13289229	ROTARY VR RK09L1120 10KB	VR5, VR7 on MB
	00565867	ROTARY VR RK0971111 50KC with SW	VR1 on MB

CAPCITOR/コンデンサ

△	F3659241	ELECTLYTIC 3300uF 63V	C35, C54 on MB
△	F3519501	PY17FY472MLO CERAMIC 472/250V	C60 on MB
△	F3519502	E C8 472MH CERAMIC 472/250V	C103 on DIB

FUSE, FUSE HOLDER/ヒューズ、ヒューズホルダー

△	12559444	FUSE 5x20 SB 4A/125V	100V/117V
△	F2559430RT	FUSE 5X20 5ST 1.6A/250V	230V/240V
△	12199550RT	FUSE HOLDER HTF-015	
△	F2029601	FUSE COVER FH-1	
△	F2257201	FUSE BARRIER	117V only

CONNECTOR/コネクタ

# △	F3439114	3PIN A3963WV2-3P	CN21 on MB, CN22 on DIB
-----	----------	------------------	-------------------------

WIRING, CABLE/ワイヤリング、ケーブル

#	G3417144	WIRING HARNESS 1	CN3 (on MB) to CN1 (on JB)
#	G3467119	WIRING HARNESS 2	CN5 (on MB) to CN12 (on JB)
#	G3467119	WIRING HARNESS 3	CN4 (on MB) to CN13 (on JB)
#	G3467119	WIRING HARNESS 4	CN1 (on MB) to CN8 (on JB)
#	G3467119	WIRING HARNESS 5	CN6 (on MB) to CN9 (on JB)
#	G3467117	WIRING HARNESS 6	CN2 (on MB) to CN10 (on JB)
#	G3467120	WIRING HARNESS 7	CN7 (for REVERB)
#	G3467121	WIRING HARNESS 8	Q28
#	G3467121	WIRING HARNESS 9	Q29
#	G3467121	WIRING HARNESS 10	Q30
#	G3467121	WIRING HARNESS 11	Q31
#	G3467123	WIRING HARNESS 12	SPEAKER CABLE RED
#	G3467124	WIRING HARNESS 13	SPEAKER CABLE BLACK
#	G3467125	WIRING HARNESS 14	SPEAKER CABLE ORANGE
#	G3467122	WIRING HARNESS 15	SPEAKER CABLE BROWN
# △	H4019333	WIRING HARNESS 16	LED on MB
# △	G3417143	WIRING HARNESS 17	CN21 (on MB) to CN22 (on DIB)
#	G3487404	WIRING HARNESS 18	GND on MB
#	G3467129	WIRING HARNESS 19	GND on JB
# △	G3467128	WIRING HARNESS 20	GND for 230V/240V
#	H4019125	WIRING HARNESS 21	MB to PB
#	H4019126	WIRING HARNESS 22	MB to PB
#	H4019124	WIRING HARNESS 23	MB to PB

TRANSFORMER/電源トランス

# △	G245713701	TRANSFORMER	100V / 117V
# △	G2457138	TRANSFORMER	230V / 240V

AC CORD/ACコード

△	G3497123	AC CORD VCTF	100V
△	G349712401	AC CORD SJT	117V
△	G3497125	AC CORD SY010	230V
△	13499111	AC CORD 4622-001-0886	230VE
△	G3497126	AC CORD FC-305	240VA

SCREW/ネジ類

17048651	VR ACCESSORY WASHER M7
40128923	VR ACCESSORY NUT M7
17048631	VR ACCESSORY WASHER M9
17048630	VR ACCESSORY NUT M9
40010345	BINDING MACHINE SCREW M4x10 BZC
40010334	BINDING MACHINE SCREW M4x8 BZC
40010323	BINDING MACHINE SCREW M4x6 BZC
40010212	BINDING MACHINE SCREW M3x15 ZC
40010423	BINDING MACHINE SCREW W/INT TOOTH WASHER M3x8 BZC
40012989	PAN MACHINE SCREW W/SW+PW M3x20 BZC
40012967	PAN MACHINE SCREW W/SW+PW M3x10 BZC
40012945	PAN MACHINE SCREW W/SW+PW M3x6 BZC
40011767	FLANGE NUT M4 ZC
40011756	FLANGE NUT M3 ZC
40129889	NUT M4 ZC
2215075600	JACK NUT #756
40230023	SPRING WASHER M4 ZC
40011801	SPRING WASHER M3 ZC
40011889	EXT TOOTH WASHER M4 ZC
40010601	ORIGINAL TRUSS MACHINE SCREW M5x35 BZC
17055041	#6X3/4" THP TYPE A BLACK OXIDE (for REVERB UNIT)
40232001	SCREW#10-32X11/4(inch)(for REAR BOARD)

PACKING CASE/梱包材

17055088	PACKNG CASE
----------	-------------

MISCELLANEOUS/その他

△ 12369410RT	CORD HOLDER 1702B
△ G2257113	INSULATING SHEET
17055028	REVERB UNIT 8DB2C1E

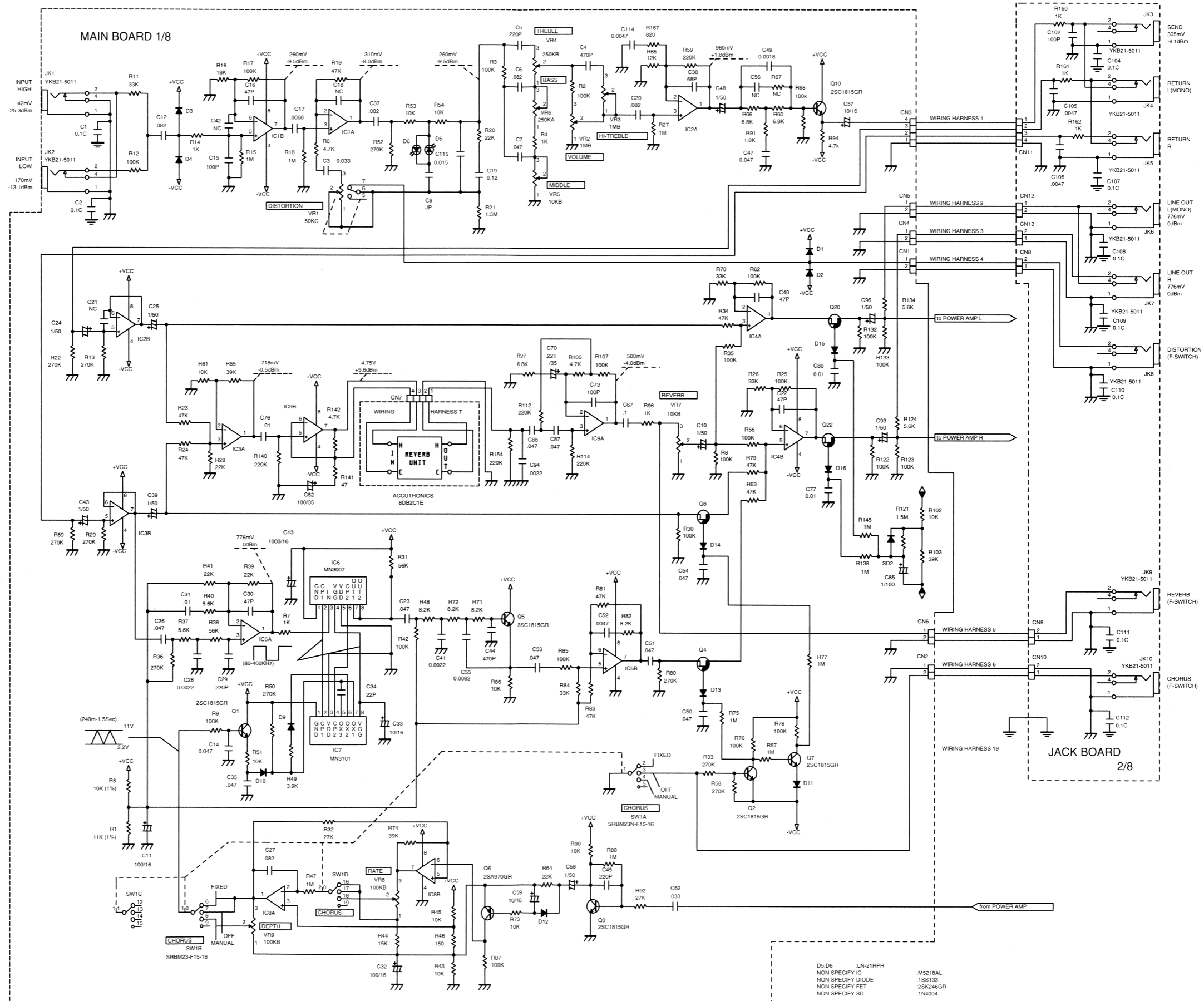
ACCESSORIES(STANDARD)/標準付属品

# 17055089	OWNER'S MANUAL (ENGLISH)
# 17055090	OWNER'S MANUAL (JAPANESE)

1 2 3 4 5 6 7 8 9 10 11 12 13 14 15 16 17 18 19 20 21 22 23 24 25 26 27 28

A MAIN BOARD ASSY CIRCUIT DIAGRAM / MAIN BOARD ASSY 回路图

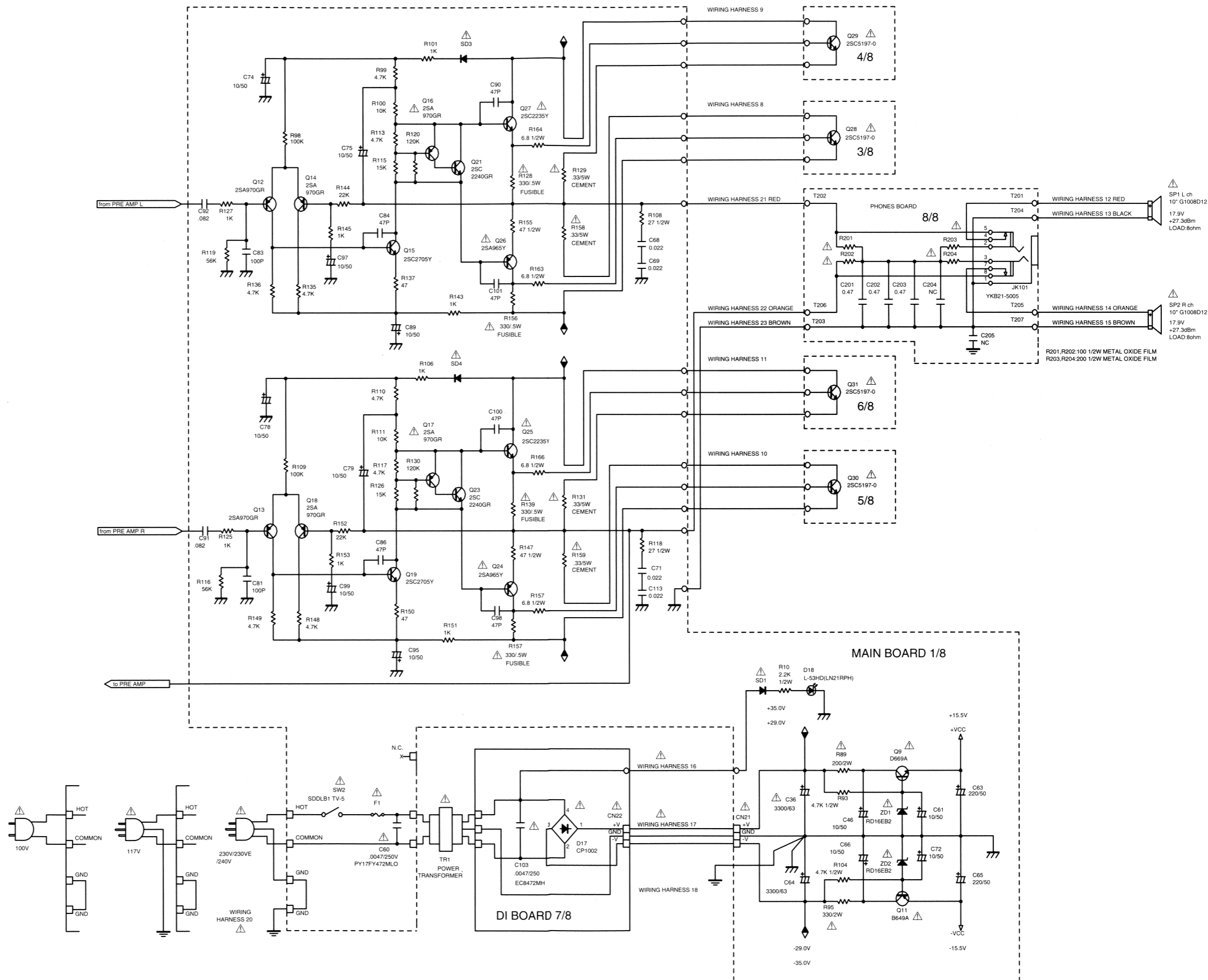
B
C
D
E
F
G
H
I
J
K
L
M
N
O
P
Q
R
S
T
U



1 2 3 4 5 6 7 8 9 10 11 12 13 14 15 16 17 18 19 20 21 22 23 24 25 26 27 28

A MAIN BOARD ASSY CIRCUIT DIAGRAM / MAIN BOARD ASSY 回路図


B
C
D
E
F
G
H
I
J
K
L
M
N
O
P
Q
R
S
T
U



WIRING DIAGRAM / 配線図

<p>Caution The following instruction is valid for the products its serial number earlier than ZK31699. For details, please read change information of this page.</p>	<p>注意 下記の説明図は、シリアル番号 ZK31699 以前の製品に対してのみ有効です。詳しくは、このページの変更案内をご覧ください。</p>
---	---

WIRING DIAGRAM / 配線図



* For the convenience in writing, Rear Board, Handle and Caster are omitted from above picture.
* 表記の都合上、上記の写真からは、リアボード、ハンドル、キャスター等の部分が省かれています。

CHANGE INFORMATION / 変更案内

[CHANGE]

WIRING for reverb unit have been changed from serial number ZK41700.
Accordingly, the colors of the wiriness for IN and OUT terminal of reverb unit have been changed in reverse to before.

[EFFECTIVE]

ZK41700-up (from Nov. 1997 production)

Before change
Serial Number pre-ZK31699
: IN terminal-----BLACK
: OUT terminal-----RED

After Change
Serial Number ZK41700
: IN terminal-----RED
: OUT terminal-----BLACK

[PARTS]

G3467120 WIRING HARNESS 7

[SERVICE RESPONSE]

This change is factory purpose only.

[変更]

シリアル番号ZK41700以降の製品より、リバーブユニットのワイヤリングが変更になります。これに伴い、リバーブユニットのIN及びOUT端子に接続するワイヤリングの色が、これまでと逆になりますので注意してください。

[実施製番]

ZK41700以降 (1997年11月生産分より)

変更前
シリアル番号 ZK31699以前
: IN 端子 -----黒
: OUT 端子 -----赤

変更後
シリアル番号 ZK41700 以降
: IN 端子 -----赤
: OUT 端子 -----黒

[部品]

G3467120 WIRING HARNESS 7

[サービス対応]

特に必要はありません。

 Roland®

17059882

UPC

17059882



18981

 Roland®