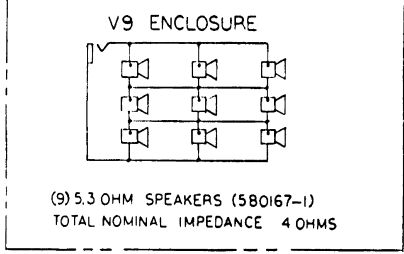
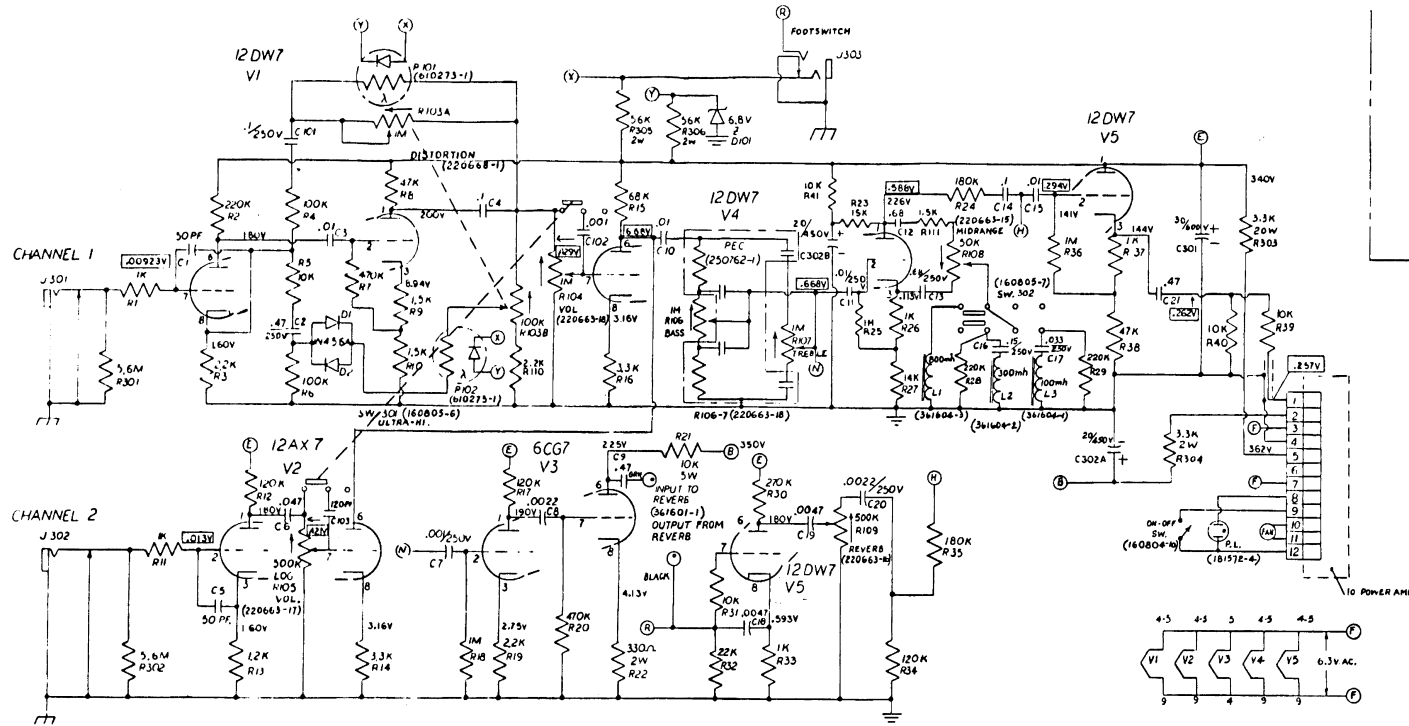


# V9 PREAMP

# Ampeg

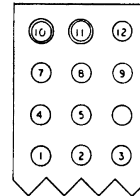


**NOTES**

1. ALL RESISTORS IN OHMS 1/2W 1% UNLESS OTHERWISE SPECIFIED.
2. ALL CAPACITORS IN MFD. AND 400V UNLESS OTHERWISE SPECIFIED.
3. D.C. VOLTAGE READINGS WITH NO SIGNAL APPLIED USING A 20,000 OHM PER VOLT MULTIMETER.
4. NUMBERS IN PARENTHESES REFER TO AMPER'S PART NO.
- 5.
6. D.C. VOLTAGE READINGS ARE POSITIVE WITH RESPECT TO CHASSIS GROUND UNLESS OTHERWISE SPECIFIED.
7. CIRCUIT OF CHASSIS MAY VARY SLIGHTLY FROM THAT SHOWN HERE DUE TO NORMAL PRODUCTION CHANGES.
8. ALL VOLTAGES IN NOTES ARE A.C. AND ARE TAKEN WITH BASS, TREBLE AND MIDRANGE AT MID POSITION, ALL FRONT PANEL ROCKER SWITCHES TO THE LEFT.

P1

ALL PINS MALE  
EXCEPT 10 & 11.



591760

<p>REVISIONS</p> <p>1. 591760-1</p> <p>2. 591760-2</p> <p>3. 591760-3</p> <p>4. 591760-4</p> <p>5. 591760-5</p> <p>6. 591760-6</p> <p>7. 591760-7</p> <p>8. 591760-8</p> <p>9. 591760-9</p> <p>10. 591760-10</p> <p>11. 591760-11</p> <p>12. 591760-12</p> <p>13. 591760-13</p> <p>14. 591760-14</p> <p>15. 591760-15</p> <p>16. 591760-16</p> <p>17. 591760-17</p> <p>18. 591760-18</p> <p>19. 591760-19</p> <p>20. 591760-20</p> <p>21. 591760-21</p> <p>22. 591760-22</p> <p>23. 591760-23</p> <p>24. 591760-24</p> <p>25. 591760-25</p> <p>26. 591760-26</p> <p>27. 591760-27</p> <p>28. 591760-28</p> <p>29. 591760-29</p> <p>30. 591760-30</p> <p>31. 591760-31</p> <p>32. 591760-32</p> <p>33. 591760-33</p> <p>34. 591760-34</p> <p>35. 591760-35</p> <p>36. 591760-36</p> <p>37. 591760-37</p> <p>38. 591760-38</p> <p>39. 591760-39</p> <p>40. 591760-40</p> <p>41. 591760-41</p> <p>42. 591760-42</p> <p>43. 591760-43</p> <p>44. 591760-44</p> <p>45. 591760-45</p> <p>46. 591760-46</p> <p>47. 591760-47</p> <p>48. 591760-48</p> <p>49. 591760-49</p> <p>50. 591760-50</p> <p>51. 591760-51</p> <p>52. 591760-52</p> <p>53. 591760-53</p> <p>54. 591760-54</p> <p>55. 591760-55</p> <p>56. 591760-56</p> <p>57. 591760-57</p> <p>58. 591760-58</p> <p>59. 591760-59</p> <p>60. 591760-60</p> <p>61. 591760-61</p> <p>62. 591760-62</p> <p>63. 591760-63</p> <p>64. 591760-64</p> <p>65. 591760-65</p> <p>66. 591760-66</p> <p>67. 591760-67</p> <p>68. 591760-68</p> <p>69. 591760-69</p> <p>70. 591760-70</p> <p>71. 591760-71</p> <p>72. 591760-72</p> <p>73. 591760-73</p> <p>74. 591760-74</p> <p>75. 591760-75</p> <p>76. 591760-76</p> <p>77. 591760-77</p> <p>78. 591760-78</p> <p>79. 591760-79</p> <p>80. 591760-80</p> <p>81. 591760-81</p> <p>82. 591760-82</p> <p>83. 591760-83</p> <p>84. 591760-84</p> <p>85. 591760-85</p> <p>86. 591760-86</p> <p>87. 591760-87</p> <p>88. 591760-88</p> <p>89. 591760-89</p> <p>90. 591760-90</p> <p>91. 591760-91</p> <p>92. 591760-92</p> <p>93. 591760-93</p> <p>94. 591760-94</p> <p>95. 591760-95</p> <p>96. 591760-96</p> <p>97. 591760-97</p> <p>98. 591760-98</p> <p>99. 591760-99</p> <p>100. 591760-100</p>	<p>7" x 10 1/2"</p> <p>RED. SIZE</p> <p>591760-1</p> <p>PART NO.</p>	<p>FINISH</p>	
	<p>TRAINWORK CIRCUITS</p> <p>59 FRONTOH ROAD</p> <p>COLONIA, N. J. 07067</p> <p>(201) 381-5126</p>	<p>THE AMPEG COMPANY</p> <p>DIVISION OF THE MAGNAVOX COMPANY</p> <p>P.O. BOX 311, LINDEN, N.J. 07036</p> <p>SCHMATIC</p> <p>V9 PREAMP</p>	<p>DATE</p> <p>11/17/75</p> <p>BY</p> <p>W. J. HARRIS</p> <p>DATE</p> <p>11/17/75</p> <p>BY</p> <p>W. J. HARRIS</p>
	<p>ADDITIONAL SPECIFICATIONS</p>	<p>MATERIAL</p>	<p>DATE</p> <p>11/17/75</p> <p>BY</p> <p>W. J. HARRIS</p>
	<p>THIS MATERIAL IS THE PROPERTY OF AND PROPERTY OF THE MAGNAVOX COMPANY AND IS NOT TO BE DISCLOSED TO OTHERS OR USED FOR OTHER THAN AUTHORIZED MAGNAVOX PURPOSES WITHOUT THE WRITTEN PERMISSION OF THE MAGNAVOX COMPANY. THE MATERIAL MUST BE RETURNED TO THE MAGNAVOX COMPANY WHEN THE HOLDER NO LONGER REQUIRES IT FOR AUTHORIZED MAGNAVOX PURPOSES.</p>		