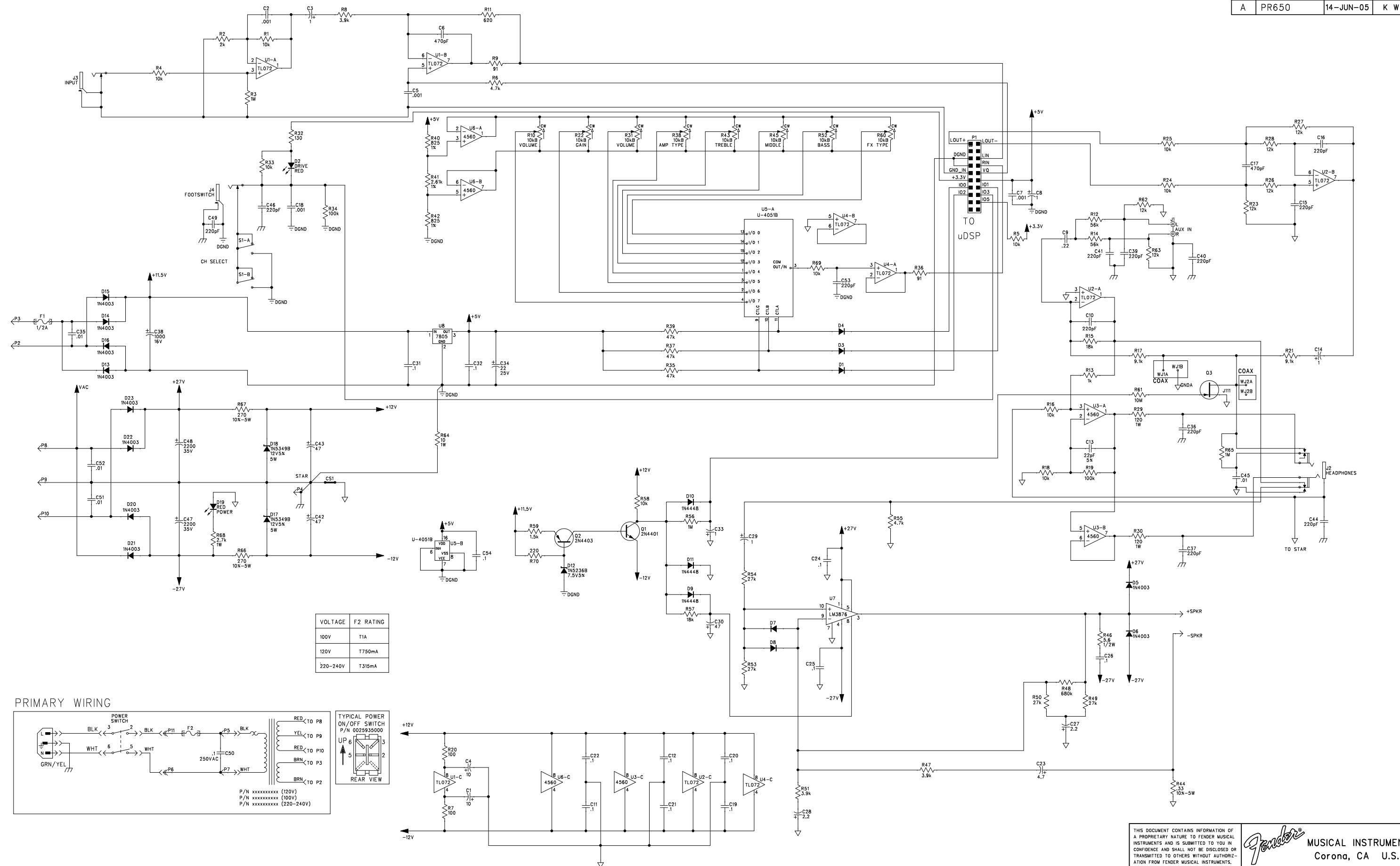


231-8500-000 FM25 DSP

0069891000	Speaker, FM-25DSP
0069958000	Knob, FM25DSP
0069959000	Knob, Selector, FM25DSP
0069894000	Power Switch, FM15/25DSP
0069895000	IEC Connector, FM15/25DSP
0069896000	IEC Cable, FM15/25DSP
0069897000	RCA Jack, FM15/25DSP
0069898000	Control Pot, FM15/25DSP
0069899000	Logo Assy, FM15/25DSP
0069900000	Handle Assy, FM15DSP
0069901000	Handle Assy, FM25DSP
0069902000	Corner Assy, FM15/25DSP
0069903000	Foot Assy, FM15/25DSP
0069904000	Input Jack Assy, FM15/25DSP
0069905000	Headphone Jack Assy, FM15/25DSP
0069906000	Foot Jack Assy, FM15/25DSP
0069910000	Transformer, 120V, FM25DSP
0069911000	Transformer, 230V, FM25DSP
0994054000	FOOTSWITCH 1 BTN VINT STYLE

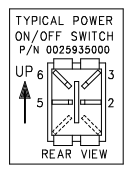
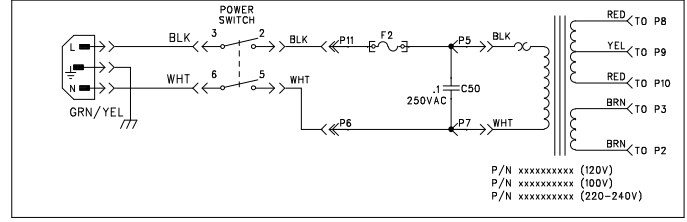


REVISIONS			
REV.	DESCRIPTION	DATE	APPROVED
A	PR650	14-JUN-05	K W P



VOLTAGE	F2 RATING
100V	T1A
120V	T750mA
220-240V	T315mA

PRIMARY WIRING



TYPICAL POWER ON/OFF SWITCH
P/N 0029935000

P/N xxxxxxxx (120V)
P/N xxxxxxxx (100V)
P/N xxxxxxxx (220-240V)

- NOTES: (UNLESS OTHERWISE NOTED)
- THIS SCHEMATIC IS FOR PCB FABRICATION P/N 00?????000 AND PCB ASSEMBLY P/N 00?????000.
 - ALL DIODES ARE 1N4448.
 - ALL POLARIZED CAPACITORS IN uF, 20% 50V MINIMUM.
 - ALL UNPOLARIZED CAPACITORS IN uF, 10% OR BETTER; 50V MINIMUM. (POWER SUPPLY BYPASS CAPACITORS ARE 20%).
 - ALL RESISTORS IN OHMS, 5% 1/4W.

THIS DOCUMENT CONTAINS INFORMATION OF A PROPRIETARY NATURE TO FENDER MUSICAL INSTRUMENTS AND IS SUBMITTED TO YOU IN CONFIDENCE AND SHALL NOT BE DISCLOSED OR TRANSMITTED TO OTHERS WITHOUT AUTHORIZATION FROM FENDER MUSICAL INSTRUMENTS.		MUSICAL INSTRUMENTS Corona, CA U.S.A.	
CHECKED BY: _____ DATE: _____ APPROVED BY: _____ DATE: _____ DRAWN: K. PORTER ENGR: K. PORTER DATABASE FILE: Z650S.SCH			