


DAVID BOGEN
MODELS K15, K15Y



TRADE NAME	David Bogen Models K15, K15/Y
MANUFACTURER	David Bogen Co., P. O. Box 500, Paramus, N. Y.
TYPE SET	AC Operated 15 Watt Audio Amplifier (Model K15/Y Has 3 Speed Manual Record Player)
TUBES (Six)	Types 12AX7 Mic Pre-amplifier, 6AV6 1st AF Amplifier, 12AX7 2nd AF Amp. -Phase Inv., (2) 6L6GB Output, 6AX5GT Rectifier
POWER SUPPLY	110-120 Volts AC-60 Cycles RATING .795 Amp. @ 117 Volts AC (80 Watts)

HOWARD W. SAMS & CO., INC. • Indianapolis 5, Indiana

The listing of any available replacement part herein does not constitute in any case a recommendation, warranty or guaranty by Howard W. Sams & Co., Inc., as to the quality and suitability of such replacement part. The numbers of these parts have been compiled from information furnished to Howard W. Sams & Co., Inc., by the manufacturers of H666

the particular type of replacement part listed. Reproduction or use, without express permission, of editorial or pictorial content, in any manner, is prohibited. No patent liability is assumed with respect to the use of the information contained herein. © 1958 Howard W. Sams & Co., Inc., Indianapolis 5, Indiana. Printed in U.S. of America

DAVID BOGEN
MODELS K15, K15Y

PARTS LIST AND DESCRIPTIONS

TUBES (GENERAL ELECTRIC, SYLVANIA)

ITEM No.	USE	TYPE	NOTES	ITEM No.	USE	TYPE	NOTES
V1	Mic Pre Amplifier	12AX7		V4	Output Coupler	6L6GB	
V2	1st AF Amplifier	6AV6		V5	Rectifier	6L6GB	
V3	2nd AF Amp. -Phase Inv.	12AX7		V6	6AX5GT	6AX5GT	

ELECTROLYTIC CAPACITORS

ITEM No.	RATING CAP.	VOLT.	REPLACEMENT DATA				NOTES		
			DAVID BOGEN PART No.	AEROVOX PART No.	CORNELL-DUBIER PART No.	MALLOY PART No.			
C1A	.10	450		AFH2-47	D0080	WP433.6	TMQ-9	Q-027	RI508 *
C1B	.10	450		AFH4-09	D0080	WP433.6	TMQ-9	Q-027	TVL-4759.7
C1C	.10	450		PR550V50	BR505	TC39	TD-50-50	MT-0550	TVA-1308
C1D	.10	450							
C1E	.10	450							
C1F	.10	450							
C1G	.10	450							
C1H	.10	450							
C1I	.10	450							
C1J	.10	450							
C1K	.10	450							
C1L	.10	450							
C1M	.10	450							
C1N	.10	450							
C1O	.10	450							
C1P	.10	450							
C1Q	.10	450							
C1R	.10	450							
C1S	.10	450							
C1T	.10	450							

* Non-Catalog Item

FIXED CAPACITORS

Capacity values given in the rating column are in mfd. for Paper Capacitors, and in mmfd. for Mica and Ceramic Capacitors.

ITEM No.	RATING CAP.	VOLT.	REPLACEMENT DATA				NOTES	
			DAVID BOGEN PART No.	AEROVOX PART No.	CORNELL-DUBIER PART No.	MALLOY PART No.		
C4	15000			BPD-015	DD18-153	BYA10S15	5HK-S15	
C5	15000			BPD-015	DD18-153	BYA10S15	5HK-S15	
C6	.033	400		P488N-033	DF-303	CUB4833	GEM-4133	
C7	.033	400		P488N-033	DF-303	CUB4833	GEM-4133	
C8	.033	400		P488N-033	DF-303	CUB4833	GEM-4133	
C9	.047	400		P488N-047	DF-503	CUB4847	GEM-4147	
C10	.047	400				IR3T62	MS-362	10%
C11	.047	400				IR3D15	MS-215	10%
C12	15000			BPD-01	DD-103	BYA681	DC511	
C13	.033	400		P488N-033	DF-303	CUB4833	GEM-4133	
C14	.033	400		P488N-033	DF-303	CUB4833	GEM-4133	
C15	.033	400		P488N-033	DF-303	CUB4833	GEM-4133	
C16	.033	400		P488N-033	DF-303	CUB4833	GEM-4133	
C17	.033	400		P488N-033	DF-303	CUB4833	GEM-4133	
C18	.047	600		P688N-047	DF-503	CUB6847	GEM-0147	5%

CONTROLS

ITEM No.	RATING RESISTANCE	WATTS	REPLACEMENT DATA				INSTALLATION NOTES	
			DAVID BOGEN PART No.	CENTRALAB PART No.	CLAROSTAT PART No.	IRC PART No.		
R1A	500K	1/2	V387	B-80	A47-500K-Z	Q13-133	U48	MIC 1
R1B	500K	1/2	V387	B-80	A47-500K-Z	Q13-133	U48	MIC 2
R1C	500K	1/2	V387	B-80	A47-500K-Z	Q13-133	U48	Phono
R1D	500K	1/2	V407	B-76	A47-500K-Z	Q13-133	U55	Bass
R1E	1.5meg	1/2	V387	B-80	A47-2meg-Z	Q13-139	U48	Treble
R1F	500K	1/2	V387	B-80	A47-500K-Z	Q13-133	U48	
R1G	500K	1/2	V387	B-80	A47-500K-Z	Q13-133	U48	
R1H	500K	1/2	V387	B-80	A47-500K-Z	Q13-133	U48	
R1I	500K	1/2	V387	B-80	A47-500K-Z	Q13-133	U48	
R1J	500K	1/2	V387	B-80	A47-500K-Z	Q13-133	U48	
R1K	500K	1/2	V387	B-80	A47-500K-Z	Q13-133	U48	
R1L	500K	1/2	V387	B-80	A47-500K-Z	Q13-133	U48	
R1M	500K	1/2	V387	B-80	A47-500K-Z	Q13-133	U48	
R1N	500K	1/2	V387	B-80	A47-500K-Z	Q13-133	U48	
R1O	500K	1/2	V387	B-80	A47-500K-Z	Q13-133	U48	
R1P	500K	1/2	V387	B-80	A47-500K-Z	Q13-133	U48	
R1Q	500K	1/2	V387	B-80	A47-500K-Z	Q13-133	U48	
R1R	500K	1/2	V387	B-80	A47-500K-Z	Q13-133	U48	
R1S	500K	1/2	V387	B-80	A47-500K-Z	Q13-133	U48	
R1T	500K	1/2	V387	B-80	A47-500K-Z	Q13-133	U48	

PARTS LIST AND DESCRIPTIONS (Continued)

RESISTORS

All wattages 1/2 watt, or less, unless otherwise listed.

ITEM No.	RATING OHMS	WATT	DAVID BOGEN PART No.	NOTES	DAVID BOGEN PART No.	NOTES
R6	3.3meg					
R7	220K					
R8	3.3meg					
R9	220K					
R10	220K					
R11	470K					
R12	100K					
R13	220K					
R14	220K					
R15	22000					
R16	150K					
R17	22000					

TRANSFORMER (POWER)

ITEM No.	RATING	REPLACEMENT DATA			
		DAVID BOGEN PART No.	Halldorson PART No.	Merit PART No.	Stancor PART No.
T1	SEC. 1 640VCT @ .110A SEC. 2 6.3VCT @ 4A	T-3152			

TRANSFORMER (AUDIO OUTPUT)

ITEM No.	IMPEDANCE	REPLACEMENT DATA				NOTES
		DAVID BOGEN PART No.	Halldorson PART No.	Merit PART No.	Stancor PART No.	
T2	15000 @ 400 Hz 160 @ 80 Hz 40 @ 40 Hz	T-2127				

FUSES

ITEM No.	TYPE	RATING	REPLACEMENT DATA			
			DAVID BOGEN PART No.	HALLIDORSON PART No.	FUSE HOLDER	FUSE HOLDER
M1	3AG	1 1/4A. 125V S/B	31301.5 (3AG 1 1/4A. 125V S/B)	342001	MDX 1 1/2	HKP


MISCELLANEOUS

ITEM No.	PART NAME	DAVID BOGEN PART No.	NOTES
M2	Lamp	951	
M3	Switch	5434	Power On-Off Rotary Snap

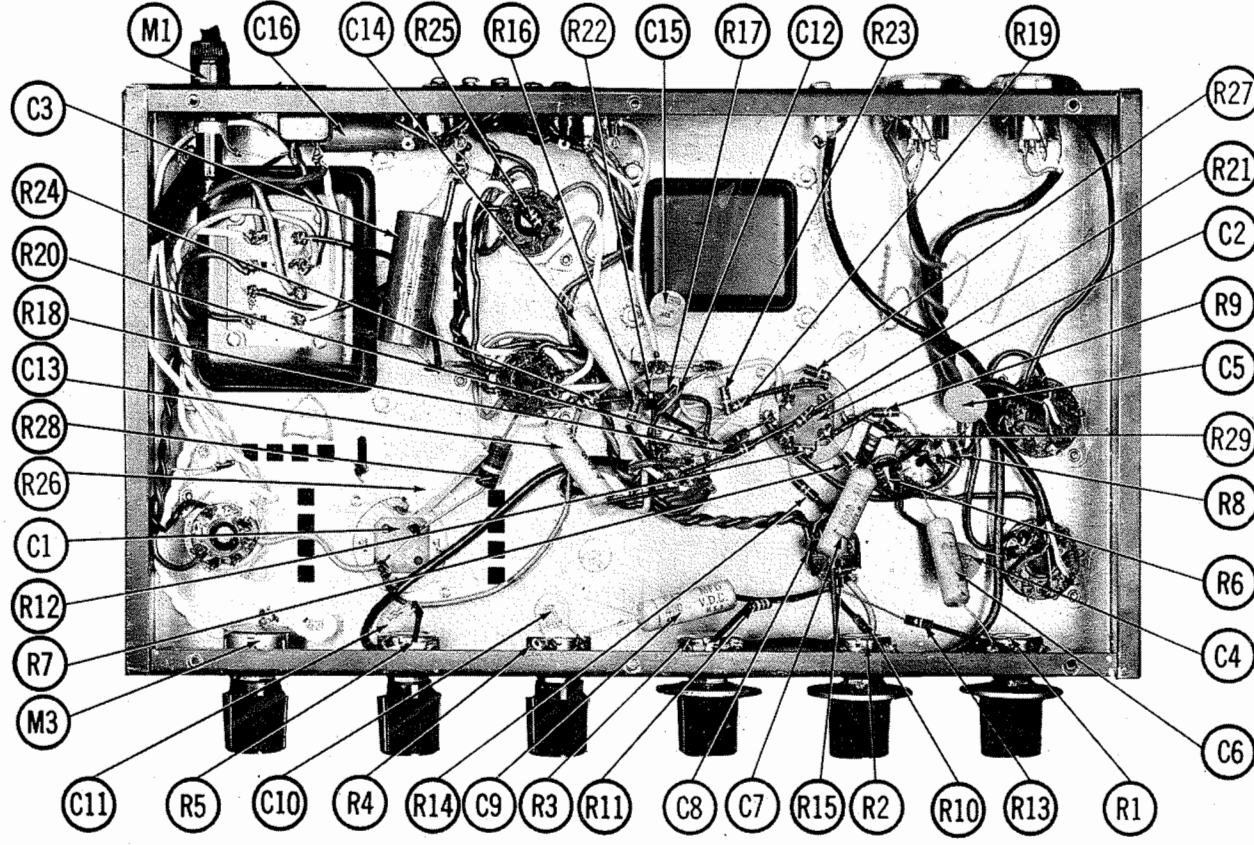
WIRING DATA

General-use Unshielded Hook-up Wire	Use BELDEN No. 8530 (Solid) Available in Ten Colors
Power Cord	Use BELDEN No. 8524 (Stranded) Available in Ten Colors
Low-Loss Shielded Lead (Interconnecting)	Use BELDEN No. 1725-K (7 1/2 Ft. Length)
Phono Pick-up Arm Cable	Use BELDEN No. 8401
	Use BELDEN No. 8430 (Two Conductor - Twisted)

CHASSIS—TOP VIEW



CHASSIS—BOTTOM VIEW



DAVID BOGEN
MODELS K15, K15Y

DAVID BOGEN
MODELS K15, K15Y

FOLDER 4