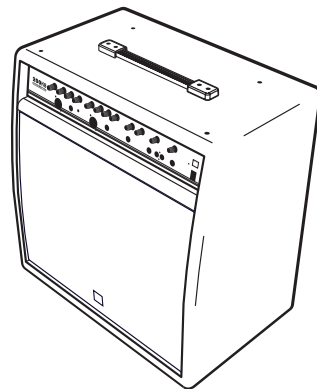


SERVICE MANUAL MANUEL DE SERVICE



200KB

POWER COMBO



WEB ACCESS: <http://www.yorkville.com>

WORLD HEADQUARTERS CANADA

Yorkville Sound
550 Granite Court
Pickering, Ontario
L1W-3Y8 CANADA

Voice: (905) 837-8481
Fax: (905) 837-8746

U.S.A.

Yorkville Sound Inc.
4625 Witmer Industrial Estate
Niagara Falls, New York
14305 USA

Voice: (716) 297-2920
Fax: (716) 297-3689



Quality and Innovation Since 1963
Printed in Canada



IMPORTANT SAFETY INSTRUCTIONS



INSTRUCTIONS PERTAINING TO A RISK OF FIRE, ELECTRIC SHOCK, OR INJURY TO PERSONS

CAUTION:

TO REDUCE THE RISK OF ELECTRIC SHOCK, DO NOT REMOVE COVER (OR BACK).

NO USER SERVICEABLE PARTS INSIDE.

REFER SERVICING TO QUALIFIED SERVICE PERSONNEL.

INSTRUCTIONS RELATIVES AU RISQUE DE FEU, CHOC ÉLECTRIQUE, OU BLESSURES AUX PERSONNES

AVIS:

AFIN DE REDUIRE LES RISQUE DE CHOC ELECTRIQUE, N'ENLEVEZ PAS LE COUVERT (OU LE PANNEAU ARRIERE)

NE CONTIENT AUCUNE PIECE REPARABLE PAR L'UTILISATEUR.

CONSULTEZ UN TECHNICIEN QUALIFIE POUR L'ENTRETIEN

Read Instructions

The Owner's Manual should be read and understood before operation of your unit. Please, save these instructions for future reference.

Packaging

Keep the box and packaging materials, in case the unit needs to be returned for service.

Warning

When using electric products, basic precautions should always be followed, including the following:

Power Sources

Your unit should be connected to a power source only of the voltage specified in the owners manual or as marked on the unit. This unit has a polarized plug. Do not use with an extension cord or receptacle unless the plug can be fully inserted. Precautions should be taken so that the grounding scheme on the unit is not defeated.

Hazards

Do not place this product on an unstable cart, stand, tripod, bracket or table. The product may fall, causing serious personal injury and serious damage to the product. Use only with cart, stand, tripod, bracket, or table recommended by the manufacturer or sold with the product. Follow the manufacturer's instructions when installing the product and use mounting accessories recommended by the manufacturer.

The apparatus should not be exposed to dripping or splashing water; no objects filled with liquids should be placed on the apparatus.

Terminals marked with the "lightning bolt" are hazardous live; the external wiring connected to these terminals require installation by an instructed person or the use of ready made leads or cords.

Ensure that proper ventilation is provided around the appliance.

No naked flame sources, such as lighted candles, should be placed on the apparatus.

Power Cord

The AC supply cord should be routed so that it is unlikely that it will be damaged. If the AC supply cord is damaged DO NOT OPERATE THE UNIT.

Service

The unit should be serviced only by qualified service personnel.

Veillez Lire le Manuel

Il contient des informations qui devraient être comprises avant l'opération de votre appareil. Conservez S.V.P. ces instructions pour consultations ultérieures.

Emballage

Conservez la boîte au cas où l'appareil devrait être retourner pour réparation.

Attention:

Lors de l'utilisation de produits électrique, assurez-vous d'adhérer à des précautions de bases incluant celle qui suivent:

Alimentation

L'appareil ne doit être branché qu'à une source d'alimentation correspondant au voltage spécifié dans le manuel ou tel qu'indiqué sur l'appareil. Cet appareil est équipé d'une prise d'alimentation polarisée. Ne pas utiliser cet appareil avec un cordon de raccordement à moins qu'il soit possible d'insérer complètement les trois lames. Des précautions doivent être prises afin d'éviter que le système de mise à la terre de l'appareil ne soit désengagé.

Risque

Ne pas placer cet appareil sur un chariot, un support, un trépied ou une table instables. L'appareil pourrait tomber et blesser quelqu'un ou subir des dommages importants. Utiliser seulement un chariot, un support, un trépied ou une table recommandés par le fabricant ou vendus avec le produit. Suivre les instructions du fabricant pour installer l'appareil et utiliser les accessoires recommandés par le fabricant.

Il convient de ne pas placer sur l'appareil de sources de flammes nues, telles que des bougies allumées.

L'appareil ne doit pas être exposé à des égouttements d'eau ou des éclaboussures et qu'aucun objet rempli de liquide tel que des vases ne doit être placé sur l'appareil.

Assurez que l'appareil est fourni de la propre ventilation.

Les dispositifs marqués d'un symbole "d'éclair" sont des parties dangereuses au toucher et que les câblages extérieurs connectés à ces dispositifs de connection extérieure doivent être effectués par un opérateur formé ou en utilisant des cordons déjà préparés.

Cordon d'Alimentation


Évitez d'endommager le cordon d'alimentation. N'UTILISEZ PAS L'APPAREIL si le cordon d'alimentation est endommagé.

Service


Consultez un technicien qualifié pour l'entretien de votre appareil.



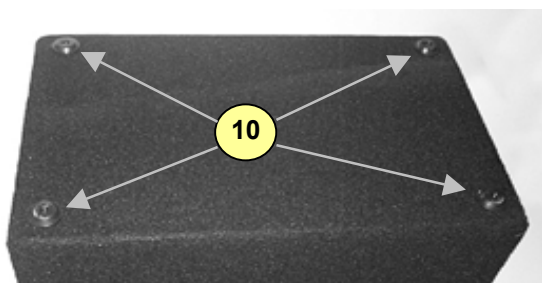
200KB Combo-Amp



Front view of 200KB




HF Driver shown with mounting plate



Bottom view of the 200KB

*NOTE: Replacement grills & HF Driver supports are 'Special-Order' and are only available while the model is in production.

#	Part#	Description
Labeled Components		
1	H05B	HORN 60 X 40 1/8" STY
2	7279	12" 8R 150WPGM SPEAKER
3	Z341	200KB GRILL*
4	8241D	"Y" LOGO SMALL DOMED
5	8879	M5 X 10 DIN 7985 MS ZINC SCREW
6	M694	GENERIC DRIVER SUPPORT*
7	N252PP	N252 REPLACEMENT PHASE PLUG
8	N252XN	8R 30W 1" DRIVER RCF-N252XN
9	M-73	N252 REPLACEMENT DIAPHRAM
10	8547	PLASTIC FOOT BLACK
11	8770	BOLT 1/4-20 X 1 5/16 TRUSS PH MS JS500
12	8458	10.5" STRAP HANDLE, PLASTIC COVERS
13	8641	AQUA KNOB
14	3660	XLR FEMALE PCB MT HORZ
15	3450	1/4" JCK PCB MT HORZ GOLD
16	8636	BUTTON KNOB - FLAT BLACK
17	3425	SWITCH DPDT PUSH SW PCMT MAKE B4 BREAK
18	3460	RCA DUAL PCB MT VERT GOLD 0.475"
19	3698	PWR SW SPST ROKR SW QUIK AC PWR BL/BL
20	3834	HEYCO #1214 STRAIN RELIEF
21	3481	8' 3/18 SJT AC LINE CORD 250 CLIPS
22	8468	VELCRO STRAP 3/4"X22CM (VELSTRAP)
23	3923	XLR MALE PCB MT HORZ MTHOLE-V SNAP
24	8578	PORT TUBE 3X3 ROLLED EDGE 1 TR-PP3R843



Front and rear view

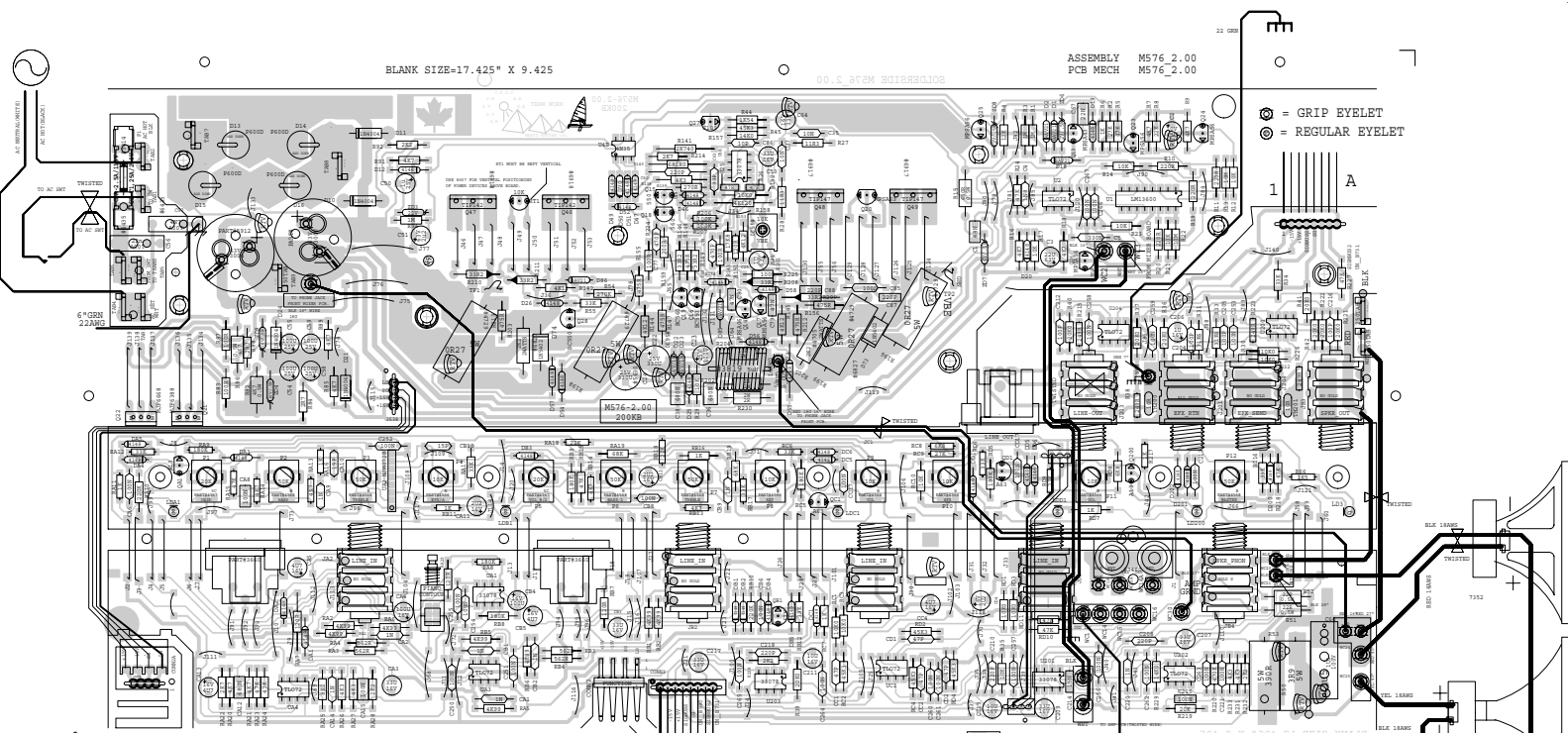
**Real Gear.
Real People.**

YS #	Description	Qty.	YS #	Description	Qty.	YS #	Description	Qty.
5906	RED 3MM LED 1V9 20MA .4SPCR T&R	5	3795	#8 GROUND LUG ZIERICK 505-169	2	8861	4-40 X 3/8 PAN PH MS JS500	2
5908	GRN 3MM LED 1V9 20MA .4SPCR T&R	1	3810	4" NYLON CABLE TIE	11	8842	#4 X 5/16 PAN QUAD TYPE A JS500 BLK	6
6425	BAV21 200V 0A25 DIODE T&R	5	8636	BUTTON KNOB FLAT BLACK	2	8801	6-32 X 3/8 PAN PH TAPTITE JS500	3
6825	1N4148 75V 0A45 DIODE T&R	36	8641	AQUA KNOB FOR "NEW" ACOUSTIC SERIE	12	8828	6-32 X 3/4 PAN PH TAPTITE JS500	7
6438	1N4004 400V 1A0 DIODE T&R	4	3481	8' 3/18 SJT AC LINE CORD 250 CLIPS	1	8815	8-32 X 3/4 PAN PH TAPTITE JS500	2
6827	1N5402 200V 3A0 DIODE	2	3834	HEYCO #1214 STRAIN RELIEF	1	8749	10-32 X 1/2 QDX PH TAPTITE JS500	1
6434	6A2 200V 6A0 DIODE	4	8261	GE VELVET LEXAN .007" X 12" X 24"	0.5	8736	5/16-18X2-3/4 GRD 5 HEX BOLT JS500	1
6439	1N5225B 3V0 0W5 ZENER 5% T&R	1	3543	20 PIN BRKAWAY 90 LOCK .156	0.2	8607	3/16 NYLON SPACER OD 1/8 X ID .063	8
6450	1N5242B 12V0 0W5 ZENER 5% T&R	2	3548	SIDE ENTRY PCB CONN .156 4POS	1	3744	SNAP IN .375 SPACER RICHCO	7
6822	1N4745A 16V0 1W0 ZENER 5% T&R	2	3676	8 CIR CABLE HOLDER .098	2	3859	1/2 PLASTIC HEX SPACER #4	5
6824	1N5246B 16V0 0W5 ZENER 5% T&R	3	5989	4 CIR CABLE HOLDER .098	2	8818	3/4 OD X 5/16 ID X .08 THICK WASHER	2
6463	1N5251BRL 22V0 0W5 ZENER 5% T&R	1	8800	6-32 KEPS NUT ZINC	3	8473	#10 BLACK CUPWASHER SWF-10BK	1
5101	BC550C TO92 NPN TRAN T&R TB	3	8898	1/4-20 CAGE NUT C7998142027	4	3425	DPDT PUSH SW PCMT MAKE B4 BREAK	1
5102	BC560C TO92 PNP TRAN T&R TB	2	8797	5/16-18 KEPS NUT JS500	1	3698	SPST ROKR SW QUIK 180" AC PWR BL/BL	1
5103	MPSA06 TO92 NPN TRAN T&R TA	1	3830	TO218 PREGREASED MICA 56-78-2AP	4	8468	VELCRO STRAP 3/4"X22CM (VELSTRAP)	1
5104	MPSA56 TO92 PNP TRAN T&R TA	5	8581	CUSTOM PBL TRANSISTOR SPACER	2	1396	125VAC DOUBLE INSULATION T'RD	1
5109	MPSA43 TO92 NPN TRAN TA	1	4597	22AWG STRAN TC WIR JMP	50			
5105	MPSA13 TO92 NPN DARL T&R TA	3	4599	22AWG SOLID SC WIR T&R JMP	86			
5106	MPSA63 TO92 PNP DARL T&R TA	4	5299	24AWG SOLID SC WIR RAD JMP	2			
5122	J109 TO92 NCH JFET T&R TC	1	4729	5.0W 0R27 5% BLK RES	4			
6814	MJF6668 T221D PNP TRAN DARL TJ	1	4703	2.0W 2R 5% T&R RES	2			
6815	MJF6388 T221D NPN TRAN DARL TJ	1	4905	1/4W 2R7 5% T&R RES	2			
6902	TIP142 TO218 NPN TRAN DARL TE	2	4734	5.0W 3R9 5% BLK RES	1			
6903	TIP147 TO218 PNP TRAN DARL TE	2	4686	1.0W 10R 5%FLAME PROOF T&R RES	1			
6754	NJM072BL IC DUAL OPAMP INLINE	1	4766	1/4W 11R3 1%FLAME PROOF T&R RES	2			
6840	MC33078P IC DUAL OP AMP	4	4618	1/2W 22R 5% T&R RES	2			
6882	TL072CP IC FET DUAL OP AMP	7	4995	1/4W 33R2 1%FLAME PROOF T&R RES	6			
6745	LM13600N IC XCONDUCTANCE AMP	1	4957	1/4W 47R 5% .2"U T&R RES	2			
6880	4N35 OPTO-COUPLER	1	4852	1/4W 100R 5% T&R RES	5			
6467	10K 10% THERMISTOR NTC TO-92	1	4987	1/4W 120R 5%MINI T&R RES	4			
6474	10R 3% 0W0 PTC THERMISTOR	2	4909	1/4W 200R 5% T&R RES	1			
5400	10P 100V 10%CAP T&R BEAD NPO	1	4857	1/4W 220R 5% T&R RES	4			
5402	15P 100V 10%CAP T&R BEAD NPO	2	4606	1/8W 249R 2%FLAME PROOF T&R RES	4			
5406	33P 50V 10%CAP BLK BEAD NPO	1	4986	1/4W 270R 5%MINI T&R RES	1			
5408	47P 100V 10%CAP T&R BEAD NPO	4	4736	5.0W 390R 5% BLK RES	1			
5410	100P 100V 10%CAP T&R BEAD NPO	4	4698	1/8W 475R 1%FLAME PROOF T&R RES	6			
5197	220P 100V 2%CAP T&R RAD CER.2"NPO	2	4799	1/4W 562R 1% T&R RES	4			
5412	220P 100V 10%CAP T&R BEAD NPO	4	4673	1/2W 680R 5% T&R RES	1			
5416	470P 50V 10%CAP T&R BEAD NPO	2	4743	1/4W 681R0 0.1% *** T&R RES	1			
5422	1N 50V 10%CAP T&R BEAD NPO	8	4981	1/4W 1K 5%MINI T&R RES	8			
5425	1N8 50V 10%CAP T&R BEAD X7R	1	4988	1/4W 1K5 5%MINI T&R RES	1			
6451	4N7 250V 20%CAP BLK 'Y' 10MM AC	1	4791	1/4W 1K54 1% T&T RES	1			
5300	10N 50V 10%CAP T&R BEAD X7R	2	4705	2.0W 2K2 5% BLK RES	2			
5205	15N 100V 10%CAP T&R BEAD .2"FLM	1	4847	1/4W 2K2 5% T&R RES	4			
5210	22N 100V 10%CAP T&R RAD .2"FLM	1	4864	1/4W 2K7 5% T&R RES	2			
6435	22N 275V 20%CAP BLK 'X2' 15MM AC	1	4764	1/4W 2K740 0.1% *** T&R RES	1			
5224	47N 100V 10%CAP T&R BEAD .2"FLM	2	4756	1/4W 4K120 0.1% *** T&R RES	1			
5226	68N 100V 5%CAP T&R RAD .2"FLM	1	4774	1/4W 4K12 1% T&R RES	4			
5228	100N 100V 5%CAP T&R RAD .2"FLM	3	4910	1/4W 4K3 5% T&R RES	5			
5314	100N 50V 10%CAP T&R BEAD X7R	26	4627	1/2W 4K7 5% T&R RES	2			
5320	330N 50V 10%CAP T&R BEAD X7R	1	4982	1/4W 4K7 5%MINI T&R RES	13			
5240	680N 63V 10%CAP T&R RAD .2"FLM	3	4639	1/4W 4K99 1% T&R RES	8			
5255	1U 63V 20%CAP T&R RAD .2"EL	3	4978	1/4W 6K8 5%MINI T&R RES	2			
5255	1U5 100V 10%CAP BLK RAD POLY FLM	1	4863	1/4W 8K2 5% T&R RES	1			
5257	2U2 63V 20%CAP T&R RAD .2"EL	4	4800	1/4W 10K0 1% T&R RES	7			
5259	4U7 63V 20%CAP T&R RAD .2"EL	4	4829	1/4W 10K 5% T&R RES	8			
5281	10U 16V 20%CAP T&R RAD .2"NP	2	4856	1/4W 12K 5% T&R RES	1			
5260	22U 50V 20%CAP T&R RAD .2"EL	1	4775	1/4W 14K0 1% T&R RES	2			
5961	33U 16V 20%CAP T&R RAD .2"NP	7	4771	1/4W 17K8 1% T&R RES	1			
5627	47U 10V 20%CAP BLK RAD NP	1	4885	1/4W 20K 5% T&R RES	1			
5267	100U 25V 20%CAP T&R RAD .2"EL	7	6123	1/4W 20K0 1%MINI MF T&R RES	8			
5630	330U 25V 20%CAP BLK 10X13MM EL	2	6118	1/4W 22K 5%MINI T&R RES	4			
5617	3300U 63V 20%CAP BLK 25X31MM ELS	2	6129	1/4W 27K 5%MINI T&R RES	2			
4566	10K B LIN 9MM P25	5	4917	1/4W 31K6 1% T&R RES	2			
4567	20K 5C R/A 9MM P25	2	6122	1/4W 33K 5%MINI T&R RES	9			
4568	50K B LIN 9MM P25	5	4908	1/4W 45K3 1% T&R RES	5			
4520	10K TRIM POT	1	6119	1/4W 47K 5%MINI T&R RES	10			
3819	5UH COIL 18AWG R000 AIR CORE	1	4836	1/4W 68K 5% T&R RES	2			
3682	250 MALE PCB TAB BULK CARTRIGE	11	6120	1/4W 100K 5%MINI T&R RES	2			
3498	1/4" JCK PCB MT HORZ	7	4796	1/4W 180K 5%MINI T&R RES	6			
3527	1/4" JCK PCB MT HORZ GOLD S	1	4841	1/4W 220K 5% T&R RES	2			
3528	1/4" JCK PCB MT HORZ GOLD TR	1	6135	1/4W 270K 5%MINI T&R RES	1			
3460	RCA DUAL PCB MT VERT GOLD .475"	1	4843	1/4W 470K 5% T&R RES	1			
3660	XLR FEML PCB MT HORZ	2	4844	1/4W 1M 5% T&R RES	3			
3923	XLR MALE PCB MT HORZ MTHOLE-V SNAP	1	4809	1/4W 10M 5% T&R RES	2			
3451	EYELET SMALL 0.089 OD PLATED	21	3609	.6" 5C-26AWG RIBBON CABLE 0.1"	1			
3414	INTERNATIONAL PC MOUNT FUSEHOLDER	2	3594	.95" 5C-24AWG RIB.5NTCH HITMP 0.1"	1			
2407	2.5 AMP SLO-BLO .25X1.25 FUSE	1	3595	17" 8C-24AWG RIB.5NTCH HITMP 0.1"	1			
3501	B52200F006 COMP WASH #4 SMALL	2	9150	.081" 48X96 UTILITY ALUMINUM	4			
3719	DUAL XSISTOR TO218 SPRING YEL PLTD	2	8865	4-40 X 5/16 PAN PH MS JS500	10			
3804	SNAP ON 1.5" INSULATING BUSHING	1	8742	4-40 X 3/8 PAN PH TAPTITE JS500	2			

BLANK SIZE=17.425" X 9.425

ASSEMBLY M576_2.00
PCB MECH M576_2.00

⊗ = GRIP EYELET
⊙ = REGULAR EYELET



M576.PCB DATABASE HISTORY
MODEL(S) :- 200KB

DATE	VERSION	DESCRIPTION OF CHANGE
12/07/79	1.00	PCB#156 DERIVED FROM MS23
05/15/85	2.00	PCB#173 REDO SWITCHES
05/28/85	3.00	PCB#892 REDO AC FOR CE

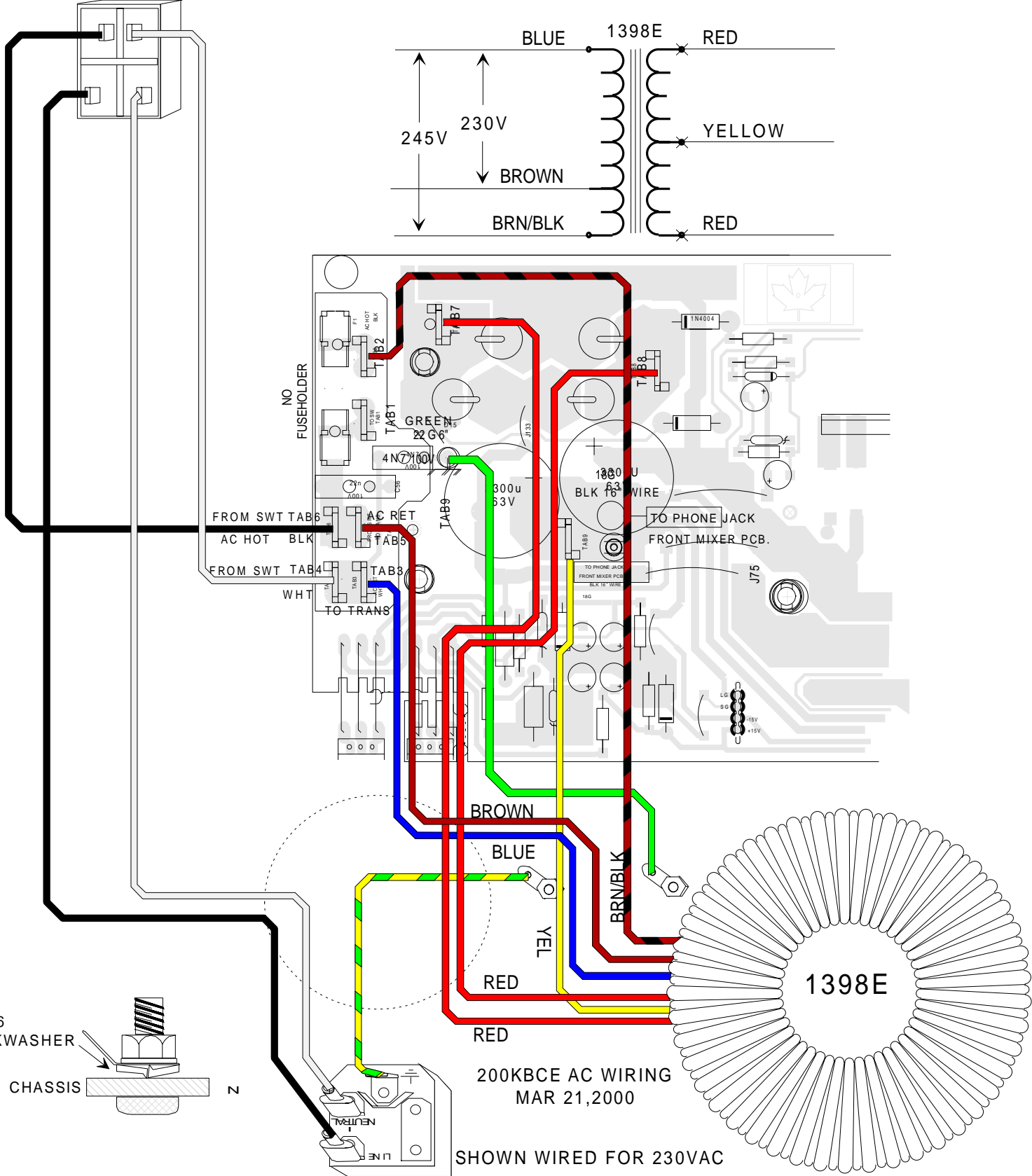
M576.PCB POT LIST
MODEL(S) :- 200KB

REP	FNCT	PART#	QTY	NEW	PAR	CHANGE	DATE
P1	GRIP/CHMS1	44507	44641	H	F		
P2	REGUL/CHMS1	44508	44641	H	F		
P3	TRIPLE/CHMS1	44509	44641	H	F		
P4	RTV/CHMS1	44510	44641	H	F		
P5	VOLUME/CHMS1	44507	44641	H	F		
P6	REGUL/CHMS1	44508	44641	H	F		
P7	TRIPLE/CHMS1	44509	44641	H	F		
P8	RTV/CHMS1	44510	44641	H	F		
P9	REGUL/CHMS1	44508	44641	H	F		
P10	RTV/CHMS1	44510	44641	H	F		
P11	REGUL/CHMS1	44508	44641	H	F		

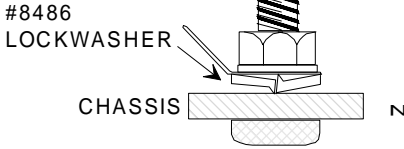
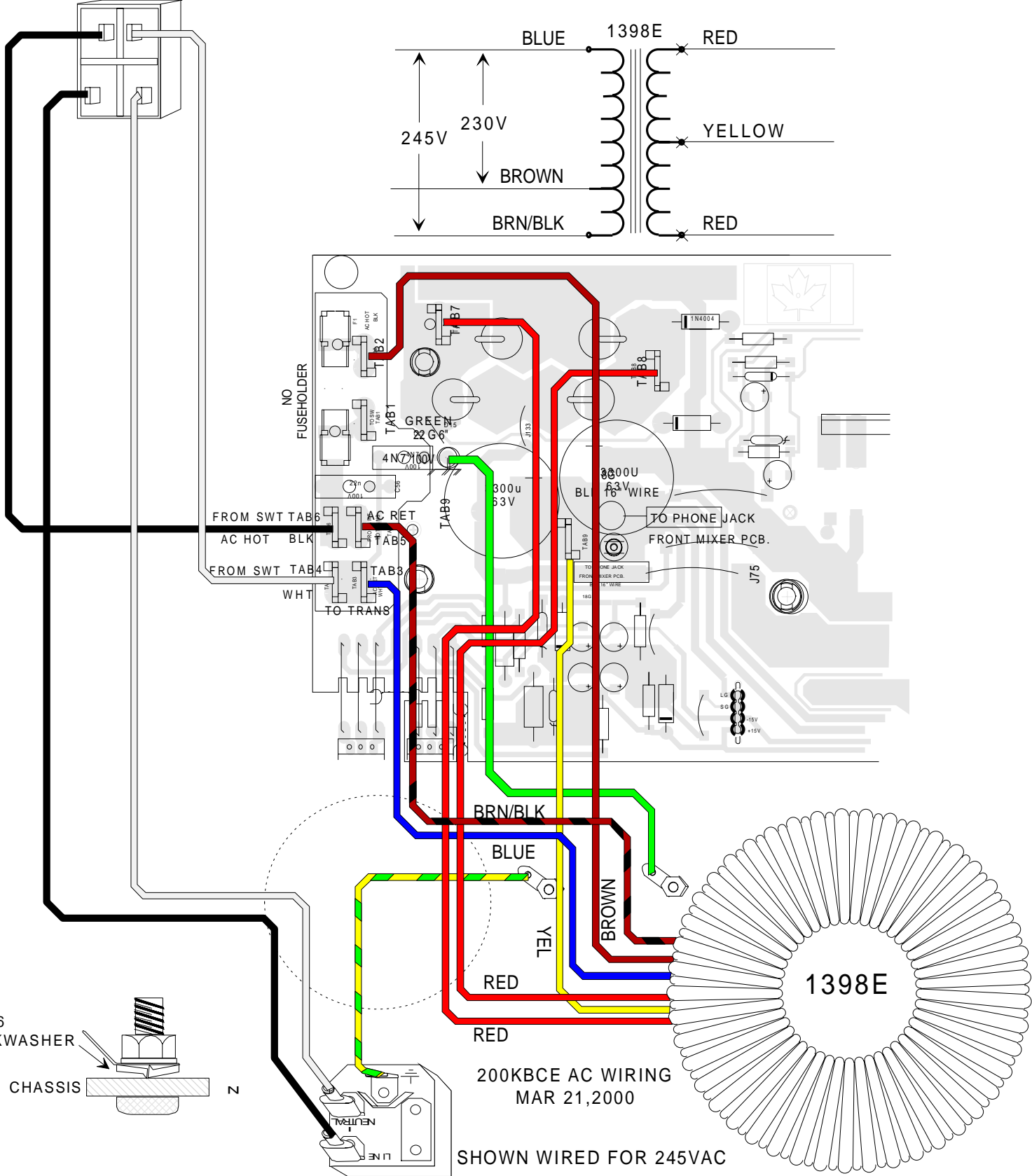
PRODUCTION NOTES

- 1 RTV REQUIRED AT R197,R189,R199,R196,C24,C22,C64,L2,CC4,C2,C206
- 2 RT1 MUST BE KEPT VERTICAL
- 3 WIRES FROM WC2 WC3 (RED & BLACK WIRES (WC23, WC30) MUST BE INSERTED UNDER WHITE AND BLACK WIRES
- 4 RIBBON CABLE MUST PASS UNDER RED & BLACK WIRES (WC23, WC30)
- 5 DO NOT INSTALL FUSE HOLDS FOR CE /E UNITS
- 6 USE 8607 FOR VERTICAL POSITIONING OF POWER DEVICES ABOVE BOARD
- 7

PT# 3543



200KBCE AC WIRING
 MAR 21,2000
 SHOWN WIRED FOR 230VAC



200KBCE AC WIRING
 MAR 21, 2000
 SHOWN WIRED FOR 245VAC